


**SUS<sup>2</sup>**

The ideal path to achieving Class I.  
Efficient. Proven. Intraoral.



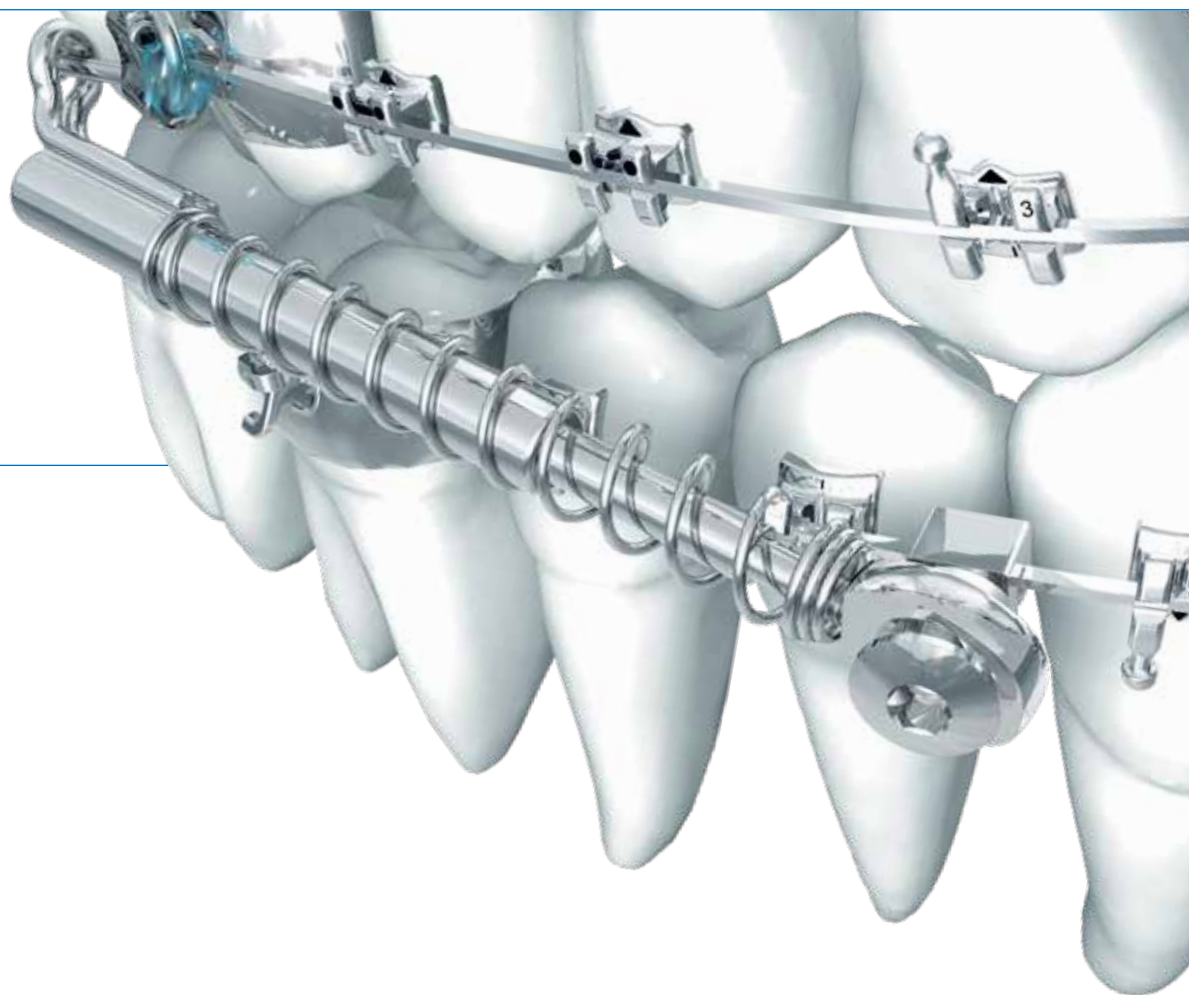
Simply safe.



The Sabbagh Universal Spring – SUS<sup>2</sup> - is a telescope appliance with an internal spring for universal intermaxillary use. It provides a perfect alternative for patients with compliance issues. The SUS<sup>2</sup> acts with constant, gentle forces on the temporomandibular joint, and can help to avoid the need for some extractions and dysgnathic surgery.

### Indications

- Distocclusion / Class II (uni-/bilateral)
- Molar distalization (headgear substitute)
- Dentoalveolar compensation of the occlusion (elastics substitute)
- Space closing (aplasia)
- Temporomandibular dysfunction (repositioning effect)
- Sleep apnoea therapy



### **The ideal solution for patients with:**

- poor compliance
- minimal residual growth
- difficulties using removable appliances
  - illnesses of the upper respiratory tract or asthma
  - allergy to acrylic components
  - disability




Convincing details.



**Omega loop** ensures the ball retainer clasp does not slip through.  
**Laser-welded** for excellent strength and biocompatibility.




**Inner hexagonal screw to adjust the length and force** for easy and secure handling.  
**Adjustable spring force** for an excellent and individual therapy.



**Dual telescope design** for greater hygiene and individual length adjustment.  
**Integrated stop for the inner telescope** ensures the spring does not disengage.



**Activation accessories**  
SUS² turbo spring for additional activation.  
Standard activation with spacer rings.



4



**Conical-shaped tip of screw** for a secure, exact connection of SUS<sup>2</sup> to the archwire.

**Hexagon socket screw** for fast, easy assembly.

**One hexagon socket key for all SUS<sup>2</sup> screws** part of the SUS<sup>2</sup> starter set (REF 607-140-01).



5



**Funnel-shaped design**

of the top of the telescoping rod for maximal transverse movement with perfect sagittal stability.

6



**Conical design**


of the buccal section of the SUS<sup>2</sup> arch adapter: easy assembly and optimal movement during treatment.

**One-fits-all design**

perfect with all types of brackets.




First class treatment  
for your class II patients.



### Convincing advantages.

- Universal application with only one size that fits all patients and one product for right and left side.
- Easy handling and installation within only a few minutes
- Can be used as spring or hinge.
- Various types of activation for different indications:
  - Standard activation (spring effect and Herbst effect) with one or more slotted spacer rings (1 mm and 2 mm) crimped on the telescope rod.
  - The optional turbo spring can be used if higher forces are required (adult treatment) or if dental calculus has hindered the function of the inner spring.
- Corrosion-resistant stainless steel and open tubes ensure good hygiene.
- Excellent patient acceptance and comfort with flexible movement of the lower jaw.
- Constant gentle forces along with bracket therapy allow for shorter treatment time (only about 6 months).



Photos: Dr. med. dent. D.D.S. Aladin Sabbagh

# Dentaurum Group

Germany | Benelux | España | France | Italia | Switzerland | Australia | Canada | USA  
and in more than 130 countries worldwide.



DENTAURUM  
QUALITY  
WORLDWIDE  
UNIQUE

	<a href="http://www.dentaurum.com">www.dentaurum.com</a>		
			

Date of information: 02/19  
Subject to modifications

