

CITO mini[®]

Small. Quick. Easy.



Dentaurum.
Dental competence for more than 135 years.



Orthodontics



Implantology



Prosthetics



Ceramics



Photo: © Christian Ferrari®



*Quality is your
demand and our
expertise.*



Dental technologies set standards.

Dentaurum develops, produces and sells products for dentists and dental technicians worldwide. The variety of products for dental technology, orthodontics and implantology is unique in the dental world. Dentaurum Implants, manufacturer of the implants, is an affiliate of Dentaurum.

Quality inspires confidence.

As the oldest independent dental company in the world, we have worldwide experience with high-quality dental products. Our market success is based on consistent implementation of customer and market demands. This is why we are committed to the constant further development of the company and continuous improvement of the quality of our processes and products.

Service as added value.

There are many reasons for using Dentaurum products both in the dental practice and in the laboratory. Quality is the decisive factor. Our company philosophy is to not only offer high quality products, but to provide additional services as well. For example, we have an extensive training program for new and advanced users with an internationally experienced team of course instructors. Contact us for further information.

The CITO mini[®] implant system.



Polished gingival shoulder.

Optimal soft tissue support.

Crestal fine thread.

Time-tested surface conditioning.

FEM-optimized thread geometry.¹

Self-tapping thread.

¹ I. Hasan, C. BouraueI: Biomechanische Untersuchungen des Einflusses von Geometrievarianten des CITO mini[®] Implantats [Biomechanical analyses of the influence of CITO mini[®] implant geometry variations]; University of Bonn 2014.


CITO mini® – the solution for patients and implantologists.

Building on 25 years of experience in oral implantology, Dentaaurum Implants has developed the CITO mini® implant family.

These small diameter implants are designed especially for patients with **reduced bone availability**. They can now be treated with implant-supported partial or full dentures and benefit from the advantages. As many of these implant cases can be **loaded immediately**, patients can enjoy their new quality of life a lot sooner.

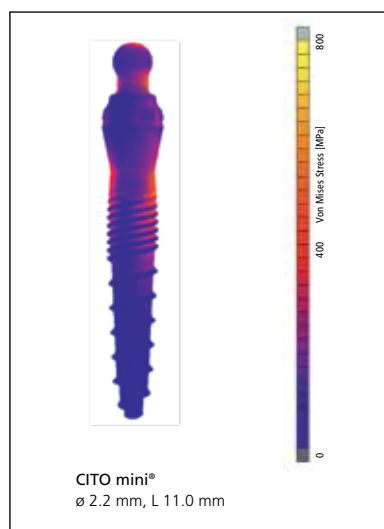
Due to the possibility of transgingival insertion, the minimally invasive procedure and the fact that augmentative measures can be avoided in most cases, this treatment causes less patient stress, which will lead to more patients agreeing to this treatment. Another advantage are the considerably lower costs.

Implantologists benefit from the well-organized instrument set, reduced in number and still variable, which allows an implant insertion in 3 steps. This **efficient procedure** is supported by a new packaging concept, which enables even more efficiency. With CITO mini®, implantologists have the freedom of choice which prosthetic steps should be carried out chairside and which in the laboratory.



The CITO mini[®] implant.

FEM-optimized implant shape and thread geometry for optimal load distribution.¹



CITO mini[®] implant.

The CITO mini[®] implant shape and the thread geometry were calculated using FEM analyses¹. Tests show a uniform, gentle loading of the bone which prevents local overloading and stress peaks that could damage the bone.

CITO mini[®] implants have a cylindrically conical external geometry. The polished gingival shoulder provides optimal gingival contouring.

The self-tapping thread and the thread pitch of the CITO mini[®] implants enable a quick and atraumatic implant insertion at a steady insertion torque and a high primary stability. The osseous region of the CITO mini[®] implant surface is blasted and etched.

¹ I. Hasan, C. Bouraue: Biomechanische Untersuchungen des Einflusses von Geometrievarianten des CITO mini[®] Implantats [Biomechanical analyses of the influence of CITO mini[®] implant geometry variations]; University of Bonn 2014.

3 steps to success.

Surgical tray for CITO mini®.

The instrument set of the surgical tray for CITO mini® provides maximum flexibility during implant site preparation while reducing the number of instruments. The drilling protocol for the CITO mini® instruments enables atraumatic, minimally invasive preparation, specially tailored to the bone quality and individual regulation of the drilling depth for attaining the maximum primary stability of the implant with only one drill.



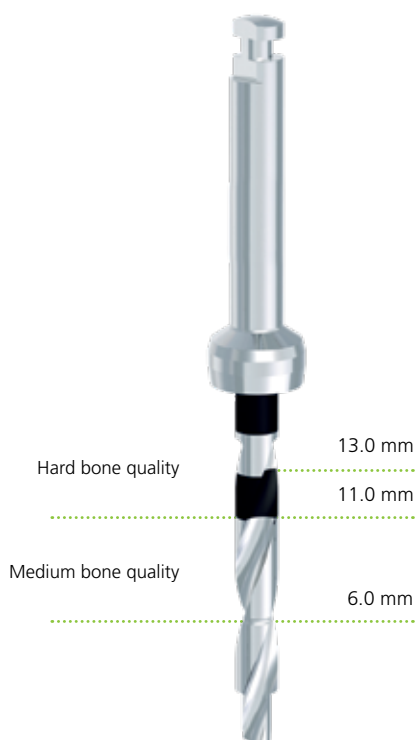
Not all items shown are included in the tray at delivery.

Preparation protocol.

Preparation protocol with CITO mini® preparation instruments.

Taking different bone qualities into account.

Adapt preparation protocol according to the indication and situation of each patient. The insertion of CITO mini® implants in soft bone is not indicated.



Marking drill²



Stepped drill
CITO mini®
for \varnothing 1.8 mm¹



Stepped drill
CITO mini®
for \varnothing 2.2 mm¹



Stepped drill
CITO mini®
for \varnothing 2.5 mm¹





Soft bone quality

Medium bone quality

Hard bone quality



ø 1.8³

ø 2.2

ø 2.5

ø 1.8³

ø 2.2

ø 2.5

ø 1.8³

ø 2.2

ø 2.5

X

X

X

X

X

X

min.
6.0 mm

X⁴

The insertion of CITO mini[®] implants
in soft bone is not indicated.

min.
6.0 mm

X⁴

min.
6.0 mm

X⁴

¹ The insertion depth / length of the stepped drill depends on the desired primary stability and the bone quality. The depth markings / scaling help to avoid damaging neighboring structures (e.g. nerves) due to perforations that are too deep.

² Optional use.

³ Not intended for restorations in the maxilla.

⁴ Should the bone be very hard, it may be necessary to use a stepped drill one size larger to ream the cortical bone.

Overview.

Surgical restoration possibilities and components.



Surgical tray

REF 307-000-00



Surgical tray for CITO mini®

Content:

- Marking drill
- Stepped drill for \varnothing 1.8 mm
- Stepped drill for \varnothing 2.2 mm
- Stepped drill for \varnothing 2.5 mm
- PentaGrip insertion key (ISO shank)

Rotating instruments

REF 382-015-00



Marking drill

\varnothing 1.5 mm

REF 302-118-00



Stepped drill for \varnothing 1.8 mm

\varnothing 1.5 mm

L 17.0 mm

REF 302-122-00



Stepped drill for \varnothing 2.2 mm

\varnothing 1.9 mm

L 17.0 mm

REF 302-125-00









Stepped drill for \varnothing 2.5 mm









\varnothing 2.1 mm

L 17.0 mm




Implants

REF 303-018-11		CITO mini® implant	ø 1.8 mm	L 11.0 mm
REF 303-018-13		CITO mini® implant	ø 1.8 mm	L 13.0 mm
REF 303-022-11		CITO mini® implant	ø 2.2 mm	L 11.0 mm
REF 303-022-13		CITO mini® implant	ø 2.2 mm	L 13.0 mm
REF 303-025-11		CITO mini® implant	ø 2.5 mm	L 11.0 mm
REF 303-025-13		CITO mini® implant	ø 2.5 mm	L 13.0 mm

Prosthetics ball abutments

REF 306-614-00		Ball abutment laboratory implant CITO mini®		
REF 306-616-00		O-ring matrix 1 CITO mini®		
REF 306-618-00		O-ring matrix 2 CITO mini®		
REF 306-620-00		O-ring matrix 3 CITO mini®		
REF 306-626-00		O-Ring for matrix 1 CITO mini®, 1 piece		
REF 306-627-00		O-Ring for matrix 1 CITO mini®, 10 pieces		
REF 306-628-00		O-Ring for matrix 2 + 3 CITO mini®, 1 piece		
REF 306-629-00		O-Ring for matrix 2 + 3 CITO mini®, 10 pieces		

Accessories – Surgical prosthetics

REF 387-511-00		Adapter – ISO shank hexagon/ratchet		
REF 307-646-00		PentaGrip insertion key – ISO shank CITO mini®		
REF 387-800-00		Torque ratchet with blocking function		

Demo model

REF 308-420-00		Demo implant CITO mini® 5:1		
----------------	---	-----------------------------	--	--

Dentaurum

Germany | Benelux | España | France | Italia | Switzerland | Australia | Canada | USA
and in more than 130 countries worldwide.



DENTAURUM
QUALITY
WORLDWIDE
UNIQUE



Date of information: 2023-02
Subject to modifications



Turnstr. 31 | 75228 Ispringen | Germany | Telephone +497231/803-0 | Fax +497231/803-295
www.dentaurum-implants.com | info@dentaurum-implants.com