

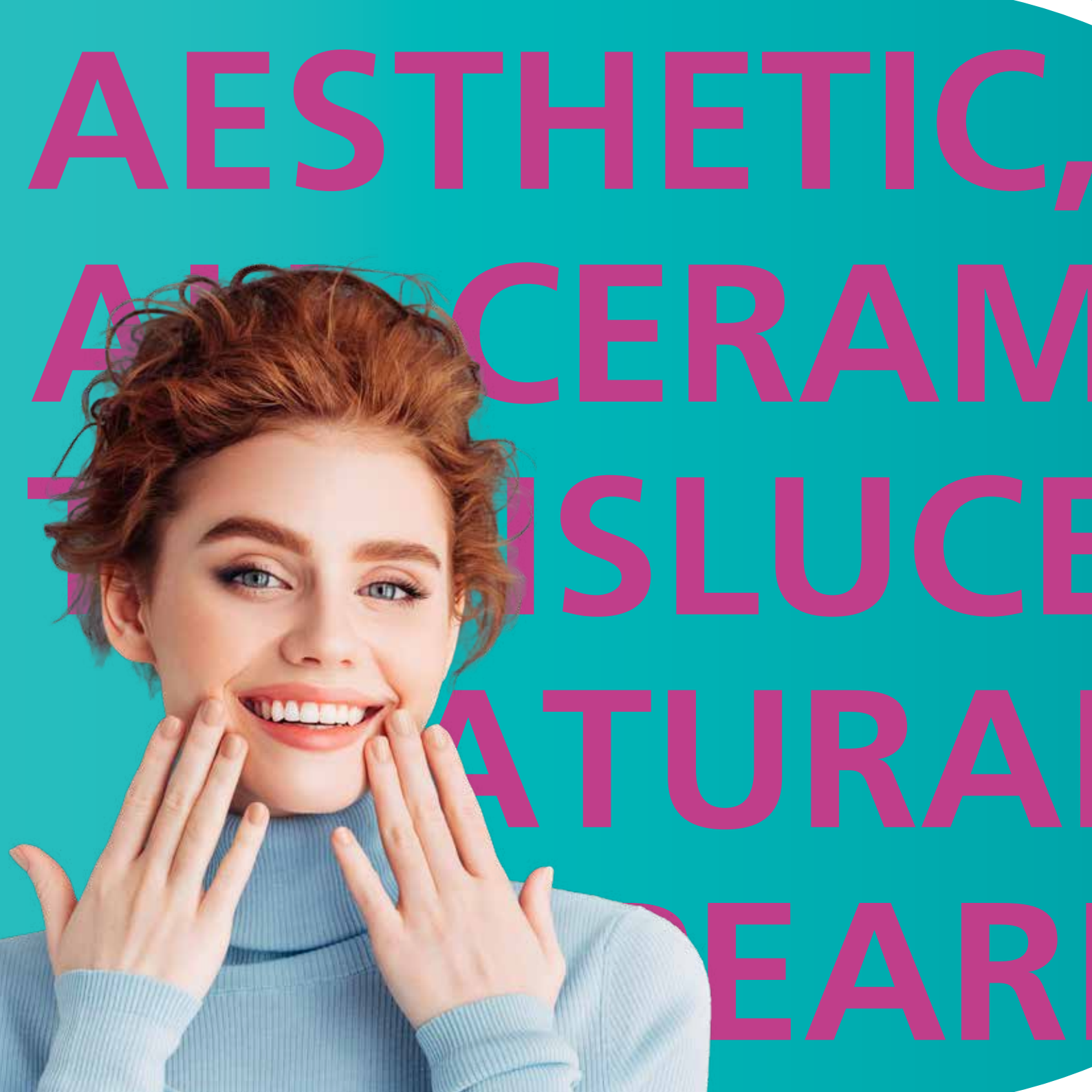


NATURALLY AWESOME CLEAR #PEARL

discovery[®]
PEARL





AESTHETIC,

ALL CERAMIC

THE SLUCE

NATURAL

REAR



30
years
discovery®

discovery®
PEARL

The Premium bracket line discovery® combines many years of expertise with precise design and high quality in dental bracket therapy.

The all-ceramic bracket discovery® pearl from Dentaurem is the result of intensive development work and combines aesthetics, quality and performance.


When bonded to the tooth, discovery® pearl adapts perfectly to the natural environment thanks to its shade and high degree of translucency. In combination with the carefully coordinated geometry and size, the bracket is almost invisible when worn.

discovery® pearl is a highly aesthetical solution for tooth correction – in a discreet design with a natural effect, whilst working efficiently.



Find out
more online!

discovery® pearl is an **all-ceramic bracket** without irritating metal inserts in the slot. It is designed **in one piece** and is manufactured in state-of-the-art production facilities using the CIM process (Ceramic Injection Molding). The proven **bracket geometry** of the discovery® family ensures good **combinability** of discovery® metal and ceramic brackets. A clear system consisting of **colored positioning guides and FDI notation on the bracket base** facilitates tooth-specific assignment of each bracket. The colored positioning guides facilitate precise orientation and placement of the brackets.



High translucency

The transparency of a ceramic material is determined by the intensity of reflected, absorbed or scattered light. The high level of translucency offered by discovery® pearl means patients can enjoy the natural aesthetics they wish to have.



Clinical situation

The discovery® pearl brackets merge with the natural tooth shade and are barely visible.

LA
ANA
ONE

PERFECT FIT

USER STRUCTURE

ATOM BRACE

E-PIECE BRACKET

FDI TECHNIQUE




#PEARL

ALL FEATURES MANY BENEFITS SMILE, BRACKET #PEARL



Laser-structured base

The laser structure on the base was developed at Dentaaurum and has been used successfully on our metal brackets for years. The structure ensures the best possible retention and eases debonding.



Innovative positioning

The colored positioning guides facilitate orientation and positioning of the brackets. The different colors help in allocating the bracket to the correct tooth.

Hook in mushroom-head design

Secure retention of attachments

Low profile

Bracket on tooth has high level of wearing comfort

Harmonious shade adaptation

The bracket shade is adapted to the natural tooth surroundings.

3D CAD anatomically formed bracket base

Very good fit

Large undercut on tie wings

Easy and flexible ligation

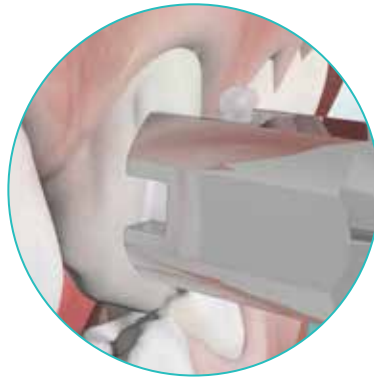
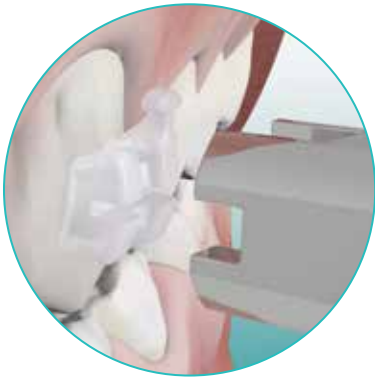

Laser-structured base

With FDI notation for easy matching



Easy debonding

To debond the discovery[®] pearl brackets gently, we recommend using the special debonding instrument (REF 019-001-00). It grasps the bracket around the bracket body down to the base. The bracket is gently removed from the bracket adhesive by slightly tipping it sideways in the direction of the slot and archwire.



Efficiency & control

Rotation control is improved by the stable slot close to the tooth which ensures tooth movement is gentle and target-oriented.

EASY TO USE FUNCTIONAL & EFFICIENT #PEARL

Therapy & handling

The generous tie wing undercuts can be combined with all kinds of ligatures. The low In/Out is compatible with all discovery® brackets – without compensation bends. The laser-structured base with FDI notation and the anatomically adapted 3D CAD bracket base ensure safe and easy placing.

Quality & biocompatibility

discovery® pearl, manufactured using the CIM process, is made from highly pure aluminum oxide and injected in one piece. The precise manufacturing process ensures a good fit, smooth surfaces and stability. A nickel-free alternative - suitable for patients with an allergy.

The ideal combination



ORTHOCAST M-SERIES

Perfect in function and design

The Ortho-Cast M-Series unites a high level of biocompatibility with a genuine one-piece construction. The flat design makes it easier to use and gives it a pleasant feel. The laser-structured 3D CAD base gives safe retention while allocation is made easier by the FDI notation. Pliable ball-end hooks offer high flexibility for customized treatment.



ORTHOCAST M-SERIES MINI

Precisely fitting and carefully considered

The Ortho-Cast M-Series mini buccal tubes – especially developed for the bonding technique – have an impressive delicate design. They are ideal for partially erupted molars.

Further accessories
such as archwires can be
found here:



YOUR
NATION
PERFECT
MATCH!
& GO




discovery[®]
SMART SL



discovery[®]
SMART



discovery[®]



discovery[®]
DELIGHT



discovery[®]
PEARL



CONTACT
DENTAURUM

Dentaurum GmbH & Co. KG



Turnstr. 31
75228 Ispringen · Germany



info@dentaurum.com
www.dentaurum.com



+49 72 31/803-0



ONLINE SHOP
SHOP.DENTAURUM.COM