



**etiologic**  
SD

# PRODUCT CATALOG NO. 15



Dear customer,

For more than 135 years, Dentaureum has placed its focus on outstanding quality, continued development, groundbreaking innovations and a high level of responsibility. Dentaureum has been developing and marketing products for dental implantology for more than 25 years.

These products complement the wide product range from the fields of orthodontics, ceramics and dental prosthetics. The synergies this creates are used to make our products more intuitive, more functional and more user-friendly. We pay attention to conserving resources during production processes in accordance with DIN EN ISO 14001 and EMAS.

In this catalog we will show you some clever solutions for implantology. We are continually improving and extending our product range whilst keeping to a clear system and adapting our products to your analog and digital requirements. All the information relevant to your day-to-day work is available quickly and reliably.

At [www.dentaureum.com](http://www.dentaureum.com), you can find more information on our comprehensive product range and our courses, and you can contact our customer service directly. We are also happy to assist you in your company.

We look forward to working together with you!

With best regards from Ispringen

Mark Stephen Pace  
MANAGEMENT BOARD Claudia Stöhrle  
Ralph Dittes DENTAURUM



WE ARE  
**DENTAURUM**

SINCE  
**1886**



Orthodontics



Implantology



Prosthetics



Ceramics

Photo: © Christian Ferrari

# Dentaurum – dental competence since 1886

## Dental technology setting standards

Dentaurum develops, produces and sells products for dentists and dental technicians worldwide. The variety of products for dental technology, orthodontics and implantology is unique in the dental world.

## Quality inspires confidence

As the oldest independent dental company in the world, we have world-wide experience with high-quality dental products. Our market success is based on consistent implementation of customer and market demands. This is why we are committed to the constant further development of the company and continuous improvement of the quality of our processes and products.

## Service as added value

There are many reasons for using Dentaurum products both in the dental practice and in the laboratory. Quality is the decisive factor. Our company philosophy is to not only offer high quality products, but to provide additional services as well. For example, we have an extensive training program for new and advanced users with an internationally experienced team of course instructors. Contact us for further information.




## High-tech in-house

There is a high level of professional knowledge in our company that has been built up over the years in our own research and development facilities, both in Germany and in France. Highly qualified employees work together in interdisciplinary teams to find answers to the challenges the future poses. At the same time, long-standing cooperations with experts from universities and clinics contribute to finding new developments and innovations.

A further result of these efforts: a comprehensive product portfolio which is one of Dentaaurum's strengths. No other dental company has such an extensive range of products offering a total of more than 8,500 articles.





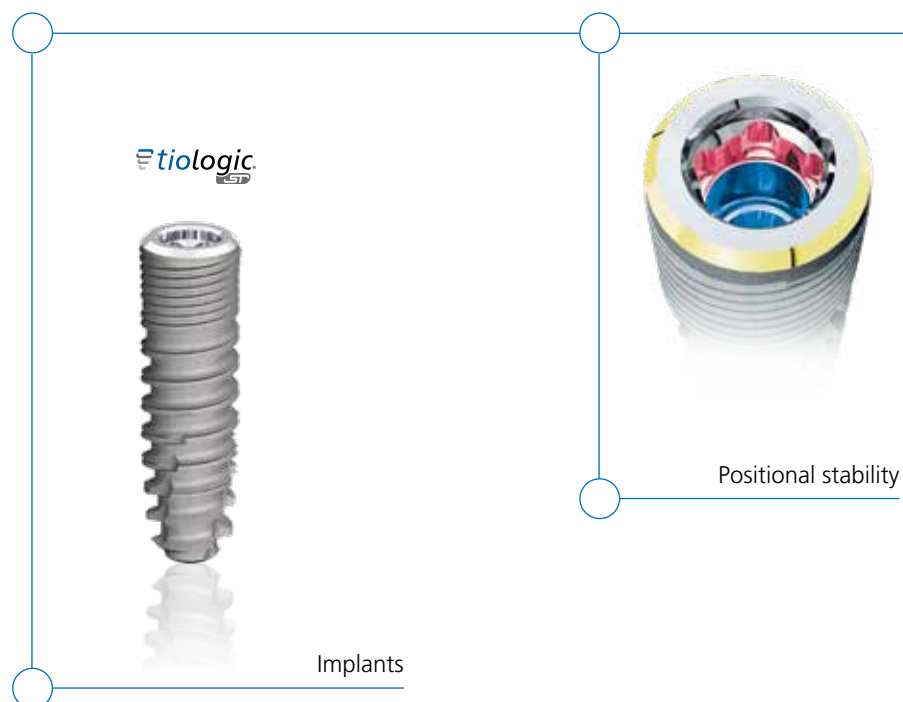
## Implant system

### Maximum safety

The implant shape and the thread geometry of the tioLogic® ST implant types are ideally coordinated. This ensures that a uniform, bone-conserving flow of force is created, both in the cortical and cancellous bone which, in turn, guarantees high primary stability.


### Perfect aesthetics

The internal PentaStop® rotational security with integrated platform switching provides the optimum conditions for a durable, aesthetically perfect superstructure tailored to the individual requirements of the patients using the tioLogic® ST implant system.



## Easy handling

The S-M-L concept provides the implantologist with a choice of 5 implant diameters, 5 implant lengths and 3 prosthetic abutment series for the prosthetic restoration.



S-M-L concept



Surgical tray

# Implant system

## The logical evolution

Implantology has become an inherent part of dental treatment. Extensive research and development on the one hand, and the comprehensive expertise of dentists and dental technicians on the other, mean implants are today fitted routinely, much to the benefit of the patient.

Dentaurum can look back on more than 25 years of experience in implantology and over 135 years of experience in prosthetic dentistry. It is on this solid foundation that the tioLogic® ST implant system is based. In extensive dialog with experts from clinics and dental offices, we have combined proven ideas with innovative solutions while considering future demands.

## Service

Needless to say, the hardware behind the tioLogic® ST concept must be convincing in every respect. The same is true also for the software, support services and advice offered by the supplier. Dentaurum has much to offer the dental team: a competent hotline, comprehensive documentation, a wide range of courses, high-quality materials for keeping patients informed and sales professionals who can visit on-site.

## The factors of success for an implant system

There are many single factors that, under long-term aspects, make implant treatment a success. As the developer and manufacturer of an implant system, we have no influence on patient-related factors such as oral hygiene. As far as having an influence in the areas of implant design, system concept and the practitioner's affinity for a product is concerned, there are three areas of focus which have proven to be the basic success factors:

### Safety. Aesthetics. Handling.

Only when all three factors are equally fulfilled, with demands on safety at the forefront, are the prospects of success at best. This is why special attention was paid to fulfilling the specifications in these three basic areas when the tioLogic® ST implant system was being developed.



## Maximum safety

It is of fundamental importance for a modern implant system that its safety is convincingly proven and documented in both theory and practice through recognized methods. The tioLogic® ST implant's external geometry was developed in cooperation with Bonn University. Their comprehensive FEM analyses<sup>1,2</sup> prove the above-average results for peak strain and distortion levels. The areas thread design, thread geometry and implant form were examined separately.

## Perfect aesthetics


Implant-borne restorations are increasingly preferred to removable or tooth substance-challenging restorations, also in view of improved aesthetics. In this respect, it is important that implants and superstructures provide aesthetically perfect and long-term safe solutions. The design of the inner connection of the tioLogic® ST implants can prevent aesthetically relevant bone collapse and ensure excellent compound stability. The inner geometry was developed using FEM analyses<sup>3</sup> and its stability has been proven by long-term durability tests according to ISO<sup>4</sup> at the Fraunhofer Institute.

## Easy handling

To work economically with a modern implant system, it is imperative that all components are easy, safe and user-friendly.

When designing the tioLogic® ST implant system, some important aspects regarding the handling were realized: color-coding for quick visualization, laser marking(s), an optional integrated depth stop and simple-to-use packaging. The unique S - M - L system provides prosthetics with convincing practice and laboratory-related customization possibilities and clarity.

- <sup>1</sup> A. Rahimi, F. Heinemann, A. Jäger, C. Bourauel: Biomechanische Untersuchungen des Einflusses von Geometrievarianten des tioLogic® Implantats [Biomechanical analyses of the influence of tioLogic® implant geometry variations]; University of Bonn 2006
- <sup>2</sup> Bibliography (studies and publications) Dentaurum Implants, REF 989-767-10, 2011
- <sup>3</sup> F. O. Kumala: Analyse des tioLogic® Implantats mittels FEM [Analysis of the tioLogic® implant using FEM]; CADFEM Stuttgart 2006
- <sup>4</sup> R. Schäfer, R. Jaeger, D. Ulrich, U. Köster: Bestimmung der Ermüdungsfestigkeit eines Dentalimplantats [Determination of the fatigue strength of a dental implant]; Fraunhofer Institut Werkstoffmechanik Freiburg, Germany, 2006.  
DIN EN ISO 14801: 2003, Ermüdungsprüfung für endostale dentale Implantate [Fatigue test for endosteal dental implants], DIN – Deutsches Institut für Normung (German Institute for Standardization), Berlin, Germany.





## Content

### The tioLogic® ST implant system

- S-M-L concept 14
- Product identification 16

### Surgery

- **Planning and diagnosis**
  - Planning foils 20
  - Planning aids 21
- **Rotating instruments ADVANCED**
  - Overview ADVANCED drills 22
  - ADVANCED marking drill 23
  - ADVANCED depth drill 23
  - ADVANCED surface cutter 23
  - ADVANCED stepped countersink 23
  - ADVANCED expander 23
  - ADVANCED thread tap 23

## Surgery

---

• <b>pOstition for tioLogic®</b>	
Planning and accessories	
Overview pOstition drills	24
pOstition basic sleeve	25
pOstition drill for basic sleeve	25
pOstition holder for basic sleeve	25
pOstition positioning pin for basic sleeve	26
pOstition inner sleeves	26
• <b>pOstition for tioLogic®</b>	
Rotating instruments	
pOstition gingiva cutter	27
pOstition depth drill	27
pOstition stepped countersink	28
pOstition expander	29
pOstition thread tap	29
• <b>Trays</b>	
tioLogic® ST surgical tray	30
ProstheticSet for tioLogic®	32
• <b>Implants</b>	
tioLogic® <b>ST</b>	35
• <b>Gingiva former</b>	
conical	36
cylindrical	37

## Prosthetics

---

• <b>Series of abutments S</b>	
Impression	41
Model	41
Temporary restoration	41
CAD/CAM components	42
Titanium	43
Bar	44
Bridge	45
AngleFix	46
tioLOC	47
Ball abutment	48
• <b>Series of abutments M</b>	
Impression	51
Model	51
Temporary restoration	51
CAD/CAM components	52
Titanium	53
Bar	54
Bridge	55
AngleFix	56
tioLOC	57
Ball abutment	58

## Prosthetics

---

• <b>Series of abutments L</b>	
Impression	61
Model	61
Temporary restoration	61
CAD/CAM components	62
Titanium	63
Bar	64
Bridge	65
AngleFix	66
tioLOC	67
Ball abutment	68

## Accessories

---

• <b>Surgery – single items</b>	72
• <b>Surgery – single items trays</b>	
Osteotomy	73
• <b>Surgery – Prosthetics – single items</b>	74
• <b>Prosthetics – single items</b>	75
• <b>Selection aids</b>	75
• <b>Demonstration models</b>	75

<b>CITO mini®</b>	78
-------------------	----

---

## Service

---

• <b>Information material</b>	
for users	83
for patients	83

## Technical information

---


• <b>Table – Tightening torques</b>	85
• <b>Material composition</b>	87
• <b>Quality system</b>	88

## Index

---

• <b>Alphabetical</b>	90
• <b>Numerical</b>	92

## The tioLogic® ST implant system



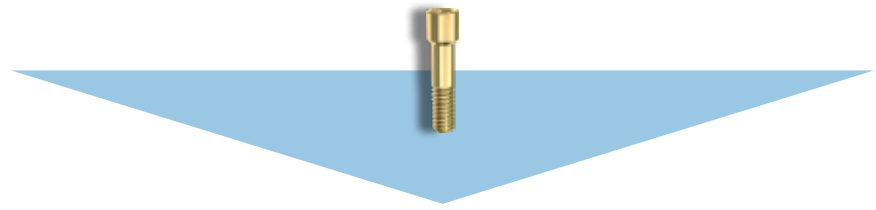
### S-M-L concept

**5** implant diameters. **5** implant lengths. **3** series of abutments.

#### Integrated platform switching

The optimal grading of implant diameters and lengths ensures that the appropriate implant is used for the indication. The 3 series of abutments contain components made of plastic (temporary restorations), titanium, as well as CAD/CAM, bar, ball, bridge, AngleFix and tioLOC® abutments. The abutment components S are used for the implant diameter 3.3 mm, the abutment components M for the implant diameters 3.7 mm and 4.2 mm and the abutment components L for the implant diameters 4.8 mm and 5.5 mm. All components are laser-marked with S, M or L for exact identification.

Prosthetic screw



S

M

L

3 series of abutments



5 implant diameters

ø 3.3 mm  
tioLogic®  
ST

ø 3.7 mm  
tioLogic®  
ST

ø 4.2 mm  
tioLogic®  
ST

ø 4.8 mm  
tioLogic®  
ST

ø 5.5 mm  
tioLogic®  
ST

7.0 mm



9.0 mm

11.0 mm

13.0 mm

15.0 mm

5 implant lengths



All abutments and implants on a scale of 1:1



- |                                                                            |                          |
|----------------------------------------------------------------------------|--------------------------|
| 1 Content                                                                  | 10 Medical device        |
| 2 Diameter / length                                                        | 11 Sterility expiry date |
| 3 Article no. (REF)                                                        | 12 Date of manufacture   |
| 4 Quantity                                                                 | 13 Batch number (LOT)    |
| 5 Refer to Instructions for use                                            | 14 Manufacturer          |
| 6 For single use only                                                      |                          |
| 7 Do not use if packaging is damaged                                       |                          |
| 8 Symbol for gamma-sterilization                                           |                          |
| 9 Identification number of the notified body under the Directive 93/42 EEC |                          |


## Product identification

### All information – quick, clear identification

All basic information needed by implantologists and assistants is on the label. The pictograms are intuitive and conform to international standards, thus providing a rapid and clear flow of information.

Further labels for the patients' files, the PatientPass and further documentation such as the surgical protocol are also included.

# Identification concept



The identification concept of the tioLogic® ST implant system features an easy, intuitive identification system that the implantologist can rely on. The system uses permanent color coding and clearly legible laser printing.

- 1 Instrument color marking** – all surgical instruments have a different colored ring on the shank for clear identification of the diameter. The color code for the diameter corresponds to that of the implant.
- 2 Implant color coding** – the plastic implant holders are color-coded to indicate the relevant diameter.
- 3 S-M-L component laser marking** – all components from closure screws and gingiva formers to the impression and prosthetic components are laser-marked with S, M or L to correspond clearly to the respective implant platform.

# SURGERY



# YES!




## I WANT A MODERN IMPLANT SYSTEM

It is essential that a modern implant system provides the implantologist with an optimal combination of high flexibility, clear organization, easy handling, efficient technique and maximum safety and reliability.

# Surgery • Planning and diagnosis


## • Planning foil scale 1:1 / 1.25:1

REF 381-414-00 tioLogic® ST Planning foil







## • Planning foil scale 1:1 / 1.4:1


REF 381-416-00 tioLogic® ST Planning foil



• Planning aids

REF 330-560-00		X-ray reference sphere 5 pieces	ø 5.0 mm	
REF 381-422-00		Titanium guide sleeve	ø inner 2.0 mm	L 6.0 mm
REF 382-720-15		ADVANCED depth drill	ø 2.0 mm	L 17.0 mm
REF 381-428-00		Drill for guide sleeve Hard metal (dental prosthetics)	ø shank 3.0 mm	

# Surgery • Rotating instruments ADVANCED for tioLogic®



**ADVANCED**  
for tioLogic®

# Rotating instruments ADVANCED for tioLogic® • Surgery

## ● ADVANCED marking drill, resterilizable

REF 382-015-00  Marking drill  $\varnothing$  1.5 mm

## ● ADVANCED depth drill, resterilizable


REF 382-720-15  ADVANCED depth drill  $\varnothing$  2.0 mm L 17.0 mm

## ● ADVANCED surface cutter, resterilizable

REF 382-733-00  ADVANCED surface cutter  $\varnothing$  3.3 mm

REF 382-737-00  ADVANCED surface cutter  $\varnothing$  3.7 mm

REF 382-742-00  ADVANCED surface cutter  $\varnothing$  4.2 mm

REF 382-748-00  ADVANCED surface cutter  $\varnothing$  4.8 mm

REF 382-755-00  ADVANCED surface cutter  $\varnothing$  5.5 mm

## ● ADVANCED stepped countersink, resterilizable

REF 382-733-15  ADVANCED stepped countersink  $\varnothing$  3.3 mm L 17.0 mm

REF 382-737-15  ADVANCED stepped countersink  $\varnothing$  3.7 mm L 17.0 mm

REF 382-742-15  ADVANCED stepped countersink  $\varnothing$  4.2 mm L 17.0 mm

REF 382-748-15  ADVANCED stepped countersink  $\varnothing$  4.8 mm L 17.0 mm

REF 382-755-15  ADVANCED stepped countersink  $\varnothing$  5.5 mm L 17.0 mm

## ● ADVANCED expander, resterilizable

REF 382-933-15  ADVANCED expander  $\varnothing$  3.3 mm L 17.0 mm

REF 382-937-15  ADVANCED expander  $\varnothing$  3.7 mm L 17.0 mm

REF 382-942-15  ADVANCED expander  $\varnothing$  4.2 mm L 17.0 mm

REF 382-948-15  ADVANCED expander  $\varnothing$  4.8 mm L 17.0 mm

REF 382-955-15  ADVANCED expander  $\varnothing$  5.5 mm L 17.0 mm

## ● ADVANCED thread tap, resterilizable

REF 382-933-00  ADVANCED thread tap  $\varnothing$  3.3 mm L 17.0 mm

REF 382-937-00  ADVANCED thread tap  $\varnothing$  3.7 mm L 17.0 mm

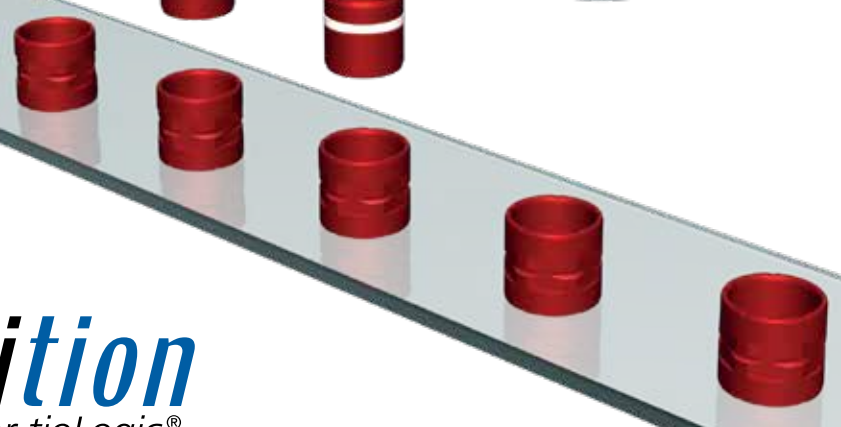

REF 382-942-00  ADVANCED thread tap  $\varnothing$  4.2 mm L 17.0 mm

REF 382-948-00  ADVANCED thread tap  $\varnothing$  4.8 mm L 17.0 mm

REF 382-955-00  ADVANCED thread tap  $\varnothing$  5.5 mm L 17.0 mm











For technical reasons the instruments are 1.0 mm longer than the given preparation length.

# Surgery • pOstion for tioLogic® – Planning and accessories













**pOstion**  
for tioLogic®











● Basic sleeves

REF 381-533-00		pOstion basic sleeve		ø 3.3 mm
REF 381-537-00		pOstion basic sleeve		ø 3.7 mm
REF 381-542-00		pOstion basic sleeve		ø 4.2 mm
REF 381-548-00		pOstion basic sleeve		ø 4.8 mm
REF 381-555-00		pOstion basic sleeve		ø 5.5 mm

● Drills for basic sleeve






REF 381-133-00		Drills for pOstion basic sleeve		ø 3.3 mm
REF 381-137-00		Drills for pOstion basic sleeve		ø 3.7 mm
REF 381-142-00		Drills for pOstion basic sleeve		ø 4.2 mm
REF 381-148-00		Drills for pOstion basic sleeve		ø 4.8 mm
REF 381-155-00		Drills for pOstion basic sleeve		ø 5.5 mm

● Holders for basic sleeves – med3D






REF 381-233-00		Holders for pOstion basic sleeves – med3D		ø 3.3 mm
REF 381-237-00		Holders for pOstion basic sleeves – med3D		ø 3.7 mm
REF 381-242-00		Holders for pOstion basic sleeves – med3D		ø 4.2 mm
REF 381-248-00		Holders for pOstion basic sleeves – med3D		ø 4.8 mm
REF 381-255-00		Holders for pOstion basic sleeves – med3D		ø 5.5 mm

# Surgery • pOstion for tioLogic® – Planning and accessories

## • Positioning pins for basic sleeves – med 3D

REF 381-733-00		Positioning pins for pOstion basic sleeves – med 3D	ø 3.3 mm
REF 381-737-00		Positioning pins for pOstion basic sleeves – med 3D	ø 3.7 mm
REF 381-742-00		Positioning pins for pOstion basic sleeves – med 3D	ø 4.2 mm
REF 381-748-00		Positioning pins for pOstion basic sleeves – med 3D	ø 4.8 mm
REF 381-755-00		Positioning pins for pOstion basic sleeves – med 3D	ø 5.5 mm

## • Inner sleeves

REF 381-333-00		pOstion set inner sleeves	ø 3.3 mm
REF 381-337-00		pOstion set inner sleeves	ø 3.7 mm
REF 381-342-00		pOstion set inner sleeves	ø 4.2 mm
REF 381-348-00		pOstion set inner sleeves	ø 4.8 mm
REF 381-355-00		pOstion set inner sleeves	ø 5.5 mm

## • Holder for inner sleeves






REF 381-500-00		Holder for inner sleeves	
----------------	-------------------------------------------------------------------------------------	--------------------------	--

## pOosition for tioLogic® – Rotating instruments • Surgery

### • pOosition gingiva cutter

REF 382-333-00		pOosition gingiva cutter		∅ 3.3 mm
REF 382-337-00		pOosition gingiva cutter		∅ 3.7 mm
REF 382-342-00		pOosition gingiva cutter		∅ 4.2 mm
REF 382-348-00		pOosition gingiva cutter		∅ 4.8 mm
REF 382-355-00		pOosition gingiva cutter		∅ 5.5 mm

### • pOosition depth drill

REF 382-320-07		pOosition depth drill	∅ 2.0 mm	L 7.0 mm
REF 382-320-09		pOosition depth drill	∅ 2.0 mm	L 9.0 mm
REF 382-320-11		pOosition depth drill	∅ 2.0 mm	L 11.0 mm
REF 382-320-13		pOosition depth drill	∅ 2.0 mm	L 13.0 mm
REF 382-320-15		pOosition depth drill	∅ 2.0 mm	L 15.0 mm

For technical reasons the instruments are 0.6 mm longer than the given preparation length.






# Surgery ● pOstion for tioLogic® – Rotating instruments<sup>1</sup>

● pOstion stepped countersink				
REF 382-333-09		pOstion stepped countersink	ø 3.3 mm	L 9.0 mm
REF 382-333-11		pOstion stepped countersink	ø 3.3 mm	L 11.0 mm
REF 382-333-13		pOstion stepped countersink	ø 3.3 mm	L 13.0 mm
REF 382-333-15		pOstion stepped countersink	ø 3.3 mm	L 15.0 mm
REF 382-337-07		pOstion stepped countersink	ø 3.7 mm	L 7.0 mm
REF 382-337-09		pOstion stepped countersink	ø 3.7 mm	L 9.0 mm
REF 382-337-11		pOstion stepped countersink	ø 3.7 mm	L 11.0 mm
REF 382-337-13		pOstion stepped countersink	ø 3.7 mm	L 13.0 mm
REF 382-337-15		pOstion stepped countersink	ø 3.7 mm	L 15.0 mm
REF 382-342-07		pOstion stepped countersink	ø 4.2 mm	L 7.0 mm
REF 382-342-09		pOstion stepped countersink	ø 4.2 mm	L 9.0 mm
REF 382-342-11		pOstion stepped countersink	ø 4.2 mm	L 11.0 mm
REF 382-342-13		pOstion stepped countersink	ø 4.2 mm	L 13.0 mm
REF 382-342-15		pOstion stepped countersink	ø 4.2 mm	L 15.0 mm
REF 382-348-07		pOstion stepped countersink	ø 4.8 mm	L 7.0 mm
REF 382-348-09		pOstion stepped countersink	ø 4.8 mm	L 9.0 mm
REF 382-348-11		pOstion stepped countersink	ø 4.8 mm	L 11.0 mm
REF 382-348-13		pOstion stepped countersink	ø 4.8 mm	L 13.0 mm
REF 382-348-15		pOstion stepped countersink	ø 4.8 mm	L 15.0 mm
REF 382-355-09		pOstion stepped countersink	ø 5.5 mm	L 9.0 mm
REF 382-355-11		pOstion stepped countersink	ø 5.5 mm	L 11.0 mm
REF 382-355-13		pOstion stepped countersink	ø 5.5 mm	L 13.0 mm
REF 382-355-15		pOstion stepped countersink	ø 5.5 mm	L 15.0 mm






<sup>1</sup>For technical reasons the instruments are 0.6 mm longer than the given preparation length.

## pOosition for tioLogic® – Rotating instruments<sup>1</sup> • Surgery

### • pOosition expander

REF 382-533-00		pOosition expander	ø 3.3 mm
REF 382-537-00		pOosition expander	ø 3.7 mm
REF 382-542-00		pOosition expander	ø 4.2 mm
REF 382-548-00		pOosition expander	ø 4.8 mm
REF 382-555-00		pOosition expander	ø 5.5 mm

### • pOosition thread tap<sup>1</sup>

REF 382-833-00		pOosition thread tap	ø 3.3 mm
REF 382-837-00		pOosition thread tap	ø 3.7 mm
REF 382-842-00		pOosition thread tap	ø 4.2 mm
REF 382-848-00		pOosition thread tap	ø 4.8 mm
REF 382-855-00		pOosition thread tap	ø 5.5 mm

### • ADVANCED thread tap, resterilizable<sup>2</sup>

REF 382-933-00		ADVANCED thread tap	ø 3.3 mm
REF 382-937-00		ADVANCED thread tap	ø 3.7 mm
REF 382-942-00		ADVANCED thread tap	ø 4.2 mm
REF 382-948-00		ADVANCED thread tap	ø 4.8 mm
REF 382-955-00		ADVANCED thread tap	ø 5.5 mm

For technical reasons the instruments are 0.6 mm longer than the given preparation length.

<sup>1</sup> For use with tioLogic® implants only

<sup>2</sup> Use only for tioLogic® ST and tioLogic® TWINFIT implants

# Surgery • tioLogic® ST surgical tray

## • Implantology

REF 387-424-00 tioLogic® ST surgical tray

Fully equipped for placement of tioLogic® ST implants.

- for  $\varnothing$  3.3 mm/ $\varnothing$  3.7 mm/ $\varnothing$  4.2 mm/ $\varnothing$  4.8 mm/ $\varnothing$  5.5 mm
- reusable instruments
- container for safekeeping
- incl. tioLogic® ST Surgery Manual
- incl. Planning foil tioLogic® ST

REF 387-415-00 Silicone o-ring  
10 pieces



Not all items shown are included in the tray at delivery.

• Content tioLogic® ST surgical tray

REF 382-015-00	Marking drill ø 1.5 mm	REF 387-800-00	Torque ratchet with blocking function
REF 382-720-15	ADVANCED depth drill ø 2.0 mm, L 17.0 mm	REF 387-604-00	tioLogic® ST holding key placement aid
REF 382-733-00	ADVANCED surface cutter, brown ø 3.3 mm	REF 387-610-00	Hex key, ISO shank 1.3, L 20.0 mm
REF 382-737-00	ADVANCED surface cutter, yellow ø 3.7 mm	REF 387-612-00	Hex key, ISO shank 1.3, L 26.0 mm
REF 382-742-00	ADVANCED surface cutter, red ø 4.2 mm	REF 387-516-00	Hex key, ISO shank 2.5, L 19.0 mm
REF 382-748-00	ADVANCED surface cutter, blue ø 4.8 mm	REF 387-518-00	Hex key, ISO shank 2.5, L 25.0 mm
REF 382-755-00	ADVANCED surface cutter green ø 5.5 mm,	REF 387-620-00	Hex key, ratchet, 1.3, L 16.0 mm
REF 382-733-15	ADVANCED stepped countersink ø 3.3 mm, L 17.0 mm	REF 387-622-00	Hex key, ratchet, 1.3, L 26.0 mm
REF 382-737-15	ADVANCED stepped countersink ø 3.7 mm, L 17.0 mm	REF 387-519-00	Hex key, ratchet, 2.5, L 8.0 mm
REF 382-742-15	ADVANCED stepped countersink ø 4.2 mm, L 17.0 mm	REF 387-520-00	Hex key, ratchet, 2.5, L 13.0 mm
REF 382-748-15	ADVANCED stepped countersink ø 4.8 mm, L 17.0 mm	REF 387-522-00	Hex key, ratchet, 2.5, L 23.0 mm
REF 382-755-15	ADVANCED stepped countersink ø 5.5 mm, L 17.0 mm	REF 387-509-00	Drill extension, ISO shank, hexagon, L 21.0 mm
REF 382-933-15	ADVANCED expander ø 3.3 mm, L 17.0 mm	REF 387-511-00	Adapter, ISO shank hexagon/ ratchet, L 13.0 mm
REF 382-937-15	ADVANCED expander ø 3.7 mm, L 17.0 mm	REF 387-514-00	Paralleling pin ø 1.4 / 2.0 mm, L 27.0 mm, 3 pieces
REF 382-942-15	ADVANCED expander ø 4.2 mm, L 17.0 mm	REF 387-523-00	tioLogic® ST implant insertion key S, ratchet, for implants ø 3.3 mm
REF 382-948-15	ADVANCED expander ø 4.8 mm, L 17.0 mm	REF 387-524-00	tioLogic® ST implant insertion key M, ratchet, for implants ø 3.7 mm / ø 4.2 mm
REF 382-955-15	ADVANCED expander ø 5.5 mm, L 17.0 mm	REF 387-525-00	tioLogic® ST implant insertion key L, ratchet, for implants ø 4.8 mm / ø 5.5 mm
REF 382-933-00	ADVANCED thread tap ø 3.3 mm, L 17.0 mm	REF 387-642-00	tioLogic® ST bar/bridge/AngleFix insertion key, ratchet
REF 382-937-00	ADVANCED thread tap ø 3.7 mm, L 17.0 mm	REF 387-660-00	tioLogic® ST ball abutment insertion key, ratchet
REF 382-942-00	ADVANCED thread tap ø 4.2 mm, L 17.0 mm	REF 387-415-00	Silicone o-ring 10 pieces
REF 382-948-00	ADVANCED thread tap ø 4.8 mm, L 17.0 mm		
REF 382-955-00	ADVANCED thread tap ø 5.5 mm, L 17.0 mm		

# Surgery • ProstheticSet

## • Implantology

REF 387-426-00 ProstheticSet

With accessory components for prosthetic insertion.

- for all implant diameters
- container for safekeeping



● Content ProstheticSet

REF 387-800-00



Torque ratchet  
with blocking function

REF 387-620-00



Hex key, ratchet, 1.3, L 16.0 mm

REF 387-622-00



Hex key, ratchet, 1.3, L 26.0 mm





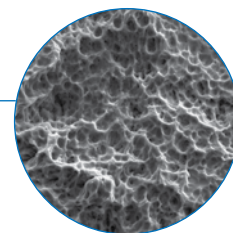
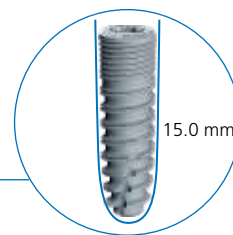
Cylindrical-conical design

Blasted / etched implant surface

Self-tapping thread – for fast implant insertion



7.0 mm shorty design – for limited vertical bone availability



## tiologic® ST

The patented macro and micro design of tiologic® has been further developed taking biomechanical aspects into consideration in order to positively influence implant insertion and healing behavior as well as to extend the indication range<sup>1</sup>. The modified self-tapping thread geometry and reduced thread pitch enable a quick and atraumatic implant insertion at a steady insertion torque and a high primary stability. The tiologic® ST 7.0 mm implant also extends the range of indications for reduced vertical bone availability.

All tiologic® ST implants incorporate the proven S-M-L concept. They are therefore compatible with the existing prosthetic abutment series for tiologic® and tiologic® ST implants and are an ideal complement to the tiologic® ST product range.

<sup>1</sup> I. Hasan, H. Stark, C. Boureau: Biomechanische Untersuchungen des tiologic® ST Implantats (Biomechanical studies of the tiologic® ST implant); University of Bonn 2012

## • ø 3.3 mm

REF 383-133-09



tioLogic® **ST** implant

ø 3.3 mm

L 9.0 mm

REF 383-133-11

tioLogic® **ST** implant

ø 3.3 mm

L 11.0 mm

REF 383-133-13

tioLogic® **ST** implant

ø 3.3 mm

L 13.0 mm

REF 383-133-15

tioLogic® **ST** implant

ø 3.3 mm

L 15.0 mm

Supplied with  
closure screw S

## • ø 3.7 mm

REF 383-137-07



tioLogic® **ST** implant

ø 3.7 mm

L 7.0 mm

REF 383-137-09

tioLogic® **ST** implant

ø 3.7 mm

L 9.0 mm

REF 383-137-11

tioLogic® **ST** implant

ø 3.7 mm

L 11.0 mm

REF 383-137-13

tioLogic® **ST** implant

ø 3.7 mm

L 13.0 mm

REF 383-137-15

tioLogic® **ST** implant

ø 3.7 mm

L 15.0 mm

Supplied with  
closure screw M

## • ø 4.2 mm

REF 383-142-07



tioLogic® **ST** implant

ø 4.2 mm

L 7.0 mm

REF 383-142-09

tioLogic® **ST** implant

ø 4.2 mm

L 9.0 mm

REF 383-142-11

tioLogic® **ST** implant

ø 4.2 mm

L 11.0 mm

REF 383-142-13

tioLogic® **ST** implant

ø 4.2 mm

L 13.0 mm

REF 383-142-15

tioLogic® **ST** implant

ø 4.2 mm

L 15.0 mm

Supplied with  
closure screw M

## • ø 4.8 mm

REF 383-148-07



tioLogic® **ST** implant

ø 4.8 mm

L 7.0 mm

REF 383-148-09

tioLogic® **ST** implant

ø 4.8 mm

L 9.0 mm

REF 383-148-11

tioLogic® **ST** implant

ø 4.8 mm

L 11.0 mm

REF 383-148-13

tioLogic® **ST** implant

ø 4.8 mm

L 13.0 mm

REF 383-148-15

tioLogic® **ST** implant

ø 4.8 mm

L 15.0 mm

Supplied with  
closure screw L

## • ø 5.5 mm

REF 383-155-09



tioLogic® **ST** implant

ø 5.5 mm

L 9.0 mm

REF 383-155-11

tioLogic® **ST** implant

ø 5.5 mm

L 11.0 mm

REF 383-155-13

tioLogic® **ST** implant

ø 5.5 mm

L 13.0 mm

REF 383-155-15

tioLogic® **ST** implant





ø 5.5 mm

L 15.0 mm





Supplied with  
closure screw L

## Surgery ● Gingiva former





### ● conical S

REF 384-110-00		Gingiva former S	conical GH 1.5 mm
REF 384-112-00		Gingiva former S	conical GH 3.0 mm
REF 384-114-00		Gingiva former S	conical GH 4.5 mm
REF 384-116-00		Gingiva former S	conical GH 6.0 mm

### ● conical M





REF 384-210-00		Gingiva former M	conical GH 1.5 mm
REF 384-212-00		Gingiva former M	conical GH 3.0 mm
REF 384-214-00		Gingiva former M	conical GH 4.5 mm
REF 384-216-00		Gingiva former M	conical GH 6.0 mm

### ● conical L





REF 384-310-00		Gingiva former L	conical GH 1.5 mm
REF 384-312-00		Gingiva former L	conical GH 3.0 mm
REF 384-314-00		Gingiva former L	conical GH 4.5 mm
REF 384-316-00		Gingiva former L	conical GH 6.0 mm

## Gingiva former • Surgery





### ● cylindrical S

REF 384-120-00		Gingiva former S	cylindrical GH 1.5 mm
REF 384-122-00		Gingiva former S	cylindrical GH 3.0 mm
REF 384-124-00		Gingiva former S	cylindrical GH 4.5 mm
REF 384-126-00		Gingiva former S	cylindrical GH 6.0 mm


### ● cylindrical M

REF 384-220-00		Gingiva former M	cylindrical GH 1.5 mm
REF 384-222-00		Gingiva former M	cylindrical GH 3.0 mm
REF 384-224-00		Gingiva former M	cylindrical GH 4.5 mm
REF 384-226-00		Gingiva former M	cylindrical GH 6.0 mm

### ● cylindrical L

REF 384-320-00		Gingiva former L	cylindrical GH 1.5 mm
REF 384-322-00		Gingiva former L	cylindrical GH 3.0 mm
REF 384-324-00		Gingiva former L	cylindrical GH 4.5 mm
REF 384-326-00		Gingiva former L	cylindrical GH 6.0 mm

# PROSTHETICS



# YES!



## I WANT A MODERN IMPLANT SYSTEM

Prosthetic components of a modern implant system should provide the dental technician with the ideal combination of aesthetics, individualization, clear organization and easy handling.









## Series of abutments S

for  $\varnothing$  3.3 mm tioLogic® ST implants




## Components series of abutments S • Prosthetics



### ● Impression materials

REF 385-110-00		Impression post S, open incl. screw with shortened thread		L 10.0 mm
REF 385-112-00		Impression post S, open incl. screw with shortened thread		L 14.0 mm
REF 385-120-00		Impression post S, closed incl. impression cap S and retaining screw		L 7.0 mm
REF 385-122-00		Impression cap S 5 pieces		L 6.0 mm
REF 385-124-00		Positioning aid S for impression post S, closed		L 9.6 mm
REF 386-932-00		Retaining screw for scan abutment and closed impression	M 1.6	L 14 mm

### ● Model














REF 385-132-00		Laboratory implant S for printed and cast models		L 12.0 mm
----------------	-----------------------------------------------------------------------------------	-----------------------------------------------------	--	-----------

### ● Temporary restoration

REF 384-130-00		Temporary abutment S incl. screw	GH 3.0 mm	L 12.0 mm
REF 384-910-00		Screw for temporary abutment	M 1.6	L 13.5 mm









# Prosthetics • Components series of abutments S

## • CAD/CAM components
















REF 386-179-00		CAD/CAM scan abutment titanium S incl. retaining screw		
REF 386-932-00		Retaining screw for scan abutment and closed impression	M 1.6	L 14.0 mm
REF 386-113-00		CAD/CAM titanium base S incl. AnoTite screw	GH 0.5 mm	
REF 386-196-00		Modelling sleeve for CAD/CAM titanium base S, adjustable		
REF 386-195-00		CAD/CAM titanium base S CEREC, Sirona, incl. AnoTite screw	GH 0.5 mm	
REF 386-197-00		CAD/CAM titanium block S, PreForm, incl. AnoTite screw		
REF 386-176-00		Bar CAD/CAM scan cap titanium incl. AnoTite screw		L 10.0 mm
REF 386-177-00		Bridge CAD/CAM scan cap titanium incl. AnoTite screw		L 10.0 mm
REF 386-178-00		AngleFix CAD/CAM scan cap titanium incl. AnoTite screw		L 10.0 mm
REF 386-910-00		AnoTite screw	M 1.6	L 9.0 mm
REF 386-914-00		Prosthetic screw for laboratory use only	M 1.6	L 9.0 mm
REF 386-912-00		AnoTite screw bar / bridge / AngleFix	M 1.6	L 6.0 mm
REF 386-916-00		Prosthetic screw bar / bridge / AngleFix for laboratory use only	M 1.6	L 6.0 mm

## Components series of abutments S • Prosthetics















### ● Titanium

REF 386-130-00		Titanium abutment S incl. AniTite screw	GH 1.0 mm	L 7.0 mm
REF 386-131-00		Titanium abutment S incl. AniTite screw	GH 2.5 mm	L 8.5 mm
REF 386-132-00		Titanium abutment S incl. AniTite screw	GH 4.0 mm	L 10.0 mm
REF 386-135-00		Titanium abutment S incl. AniTite screw	GH 1.5 mm 15°	L 9.0 mm,
REF 386-136-00		Titanium abutment S incl. AniTite screw	GH 3.0 mm 15°	L 10.5 mm,
REF 386-138-00		Titanium abutment S cylindrical, incl. AniTite screw	GH 2.5 mm	L 12.0 mm
REF 386-139-00		Titanium abutment S anatomical, incl. AniTite screw	GH 2.5 mm	L 12.0 mm
REF 386-910-00		AniTite screw	M 1.6	L 9.0 mm
REF 386-914-00		Prosthetic screw for laboratory use only	M 1.6	L 9.0 mm

# Prosthetics • Components series of abutments S

















● Bar			
REF 386-140-00		Bar abutment S	GH 1.0 mm
REF 386-141-00		Bar abutment S	GH 2.5 mm
REF 386-142-00		Bar abutment S	GH 4.0 mm
REF 386-143-00		Bar abutment S	GH 5.5 mm
REF 386-410-00		Bar closure screw	L 3.3 mm
REF 386-412-00		Bar impression post, open incl. screw	L 10.0 mm
REF 386-417-00		Bar laboratory implant for printed and cast models incl. screw	L 12.0 mm
REF 386-420-00		Bar cap plastic incl. AniTite screw	L 12.0 mm
REF 386-422-00		Bar cap titanium, lasering technique incl. AniTite screw	L 4.5 mm
REF 386-426-00		Bar cap titanium, adhesive technique incl. AniTite screw	L 4.5 mm
REF 386-430-00		Bar cap titanium incl. AniTite screw	L 10.8 mm
REF 386-176-00		Bar CAD/CAM scan cap titanium incl. AniTite screw	L 10.0 mm
REF 386-912-00		AniTite screw bar / bridge / AngleFix	M 1.6 L 6.0 mm
REF 386-916-00		Prosthetic screw bar / bridge / AngleFix for laboratory use only	M 1.6 L 6.0 mm
REF 386-468-00		Cylindrical pin for screw aperture	

## Components series of abutments S • Prosthetics

● Bridge				
REF 386-157-00		Bridge abutment S	GH 1.0 mm	
REF 386-158-00		Bridge abutment S	GH 2.5 mm	
REF 386-159-00		Bridge abutment S	GH 4.0 mm	
REF 386-470-00		Bridge closure screw		L 5.0 mm
REF 386-472-00		Bridge impression post, open incl. screw		L 11.0 mm
REF 386-474-00		Bridge impression post, closed incl. impression cap, AnoTite screw		L 7.5 mm
REF 386-462-00		AngleFix/bridge impression cap, closed, 5 pieces		
REF 386-477-00		Bridge laboratory implant for printed and cast models incl. screw		L 12.0 mm
REF 386-478-00		Bridge cap plastic incl. AnoTite screw		L 11.0 mm
REF 386-480-00		Bridge cap titanium incl. AnoTite screw		L 11.0 mm
REF 386-177-00		Bridge CAD/CAM scan cap titanium incl. AnoTite screw		L 10.0 mm
REF 386-912-00		AnoTite screw bar / bridge / AngleFix	M 1.6	L 6.0 mm
REF 386-916-00		Prosthetic screw bar / bridge / AngleFix, for laboratory use only	M 1.6	L 6.0 mm
REF 386-468-00		Cylindrical pin for screw aperture		

# Prosthetics • Components series of abutments S






## • AngleFix

REF 386-144-00		AngleFix abutment S	GH 1.0 mm	
REF 386-146-00		AngleFix abutment S incl. AniTite screw	GH 2.5 mm 18°	
REF 386-148-00		AngleFix abutment S incl. AniTite screw	GH 2.5 mm 32°	
REF 386-452-00		AngleFix impression post, open incl. screw		
REF 386-454-00		AngleFix impression post, closed, incl. impression cap, AniTite screw		
REF 386-462-00		AngleFix/bridge impression cap, closed, 5 pieces		
REF 386-450-00		AngleFix closure screw		
REF 386-457-00		AngleFix laboratory implant for printed and cast models incl. screw	L 12.0 mm	
REF 386-458-00		AngleFix cap plastic incl. AniTite screw		
REF 386-460-00		AngleFix cap titanium incl. AniTite screw		
REF 386-178-00		AngleFix CAD/CAM scan cap titanium incl. AniTite screw	L 10.0 mm	
REF 386-910-00		AniTite screw	M 1.6	L 9.0 mm
REF 386-914-00		Prosthetic screw for laboratory use only	M 1.6	L 9.0 mm
REF 386-912-00		AniTite screw bar / bridge / AngleFix	M 1.6	L 6.0 mm
REF 386-916-00		Prosthetic screw bar / bridge / AngleFix for laboratory use only	M 1.6	L 6.0 mm
REF 386-468-00		Cylindrical pin for screw aperture		

compatible with LOCATOR®

## Components series of abutments S • Prosthetics

### • tioLOC

REF 386-151-00		tioLogic® ST tioLOC abutment S	GH 1.0 mm
REF 386-152-00		tioLogic® ST tioLOC abutment S	GH 2.0 mm
REF 386-153-00		tioLogic® ST tioLOC abutment S	GH 3.0 mm
REF 386-154-00		tioLogic® ST tioLOC abutment S	GH 4.0 mm
REF 386-155-00		tioLogic® ST tioLOC abutment S	GH 5.0 mm







### • Accessories

REF 346-512-00		Impression caps, 2 pieces	ø 4.0 mm	L 10.0 mm
REF 346-514-00		Laboratory analogs 2 pieces	ø 4.0 mm	L 10.0 mm
REF 346-516-00		1 set retention caps: 1 stainless steel case for caps, 1 protective plate, 1 laboratory cap, 3 retention caps (with internal pin)		
REF 346-518-00*		Black laboratory caps (with pin), 4 pieces	GH 1.0 mm	
REF 346-520-00*		Yellow laboratory caps (with pin), 4 pieces	700 g 0-20°	
REF 346-522-00*		Pink laboratory caps (with pin), 4 pieces	900 g 0-20°	
REF 346-524-00*		Transparent laboratory caps (with pin), 4 pieces	1.500 g 0-20°	
REF 346-526-00*		Violet laboratory caps (with pin), 4 pieces	2.700 g 0-20°	
REF 346-530-00		Protective plate 10 pieces		
REF 347-745-00		Cap insertion/removal tool		

\*IMPORTANT NOTE – NEW MANUFACTURER: Retention caps purchased from January 1, 2024 are not compatible with earlier models.

# Prosthetics ● Components series of abutments S

## ● Ball abutment

REF 386-160-00		Ball abutment S	GH 1.5 mm Ball abutment ø 2.25 mm
REF 386-161-00		Ball abutment S	GH 3.0 mm Ball abutment ø 2.25 mm
REF 386-162-00		Ball abutment S	GH 4.5 mm Ball abutment ø 2.25 mm
REF 386-614-00		Ball abutment laboratory implant	
REF 386-630-00		Dalbo®-PLUS matrix TE basic complete	
REF 386-631-00		Dalbo®-PLUS lamellae retention insert E	

## DIGITAL IMPLANTOLOGY



Complete solution for your CAD/CAM process



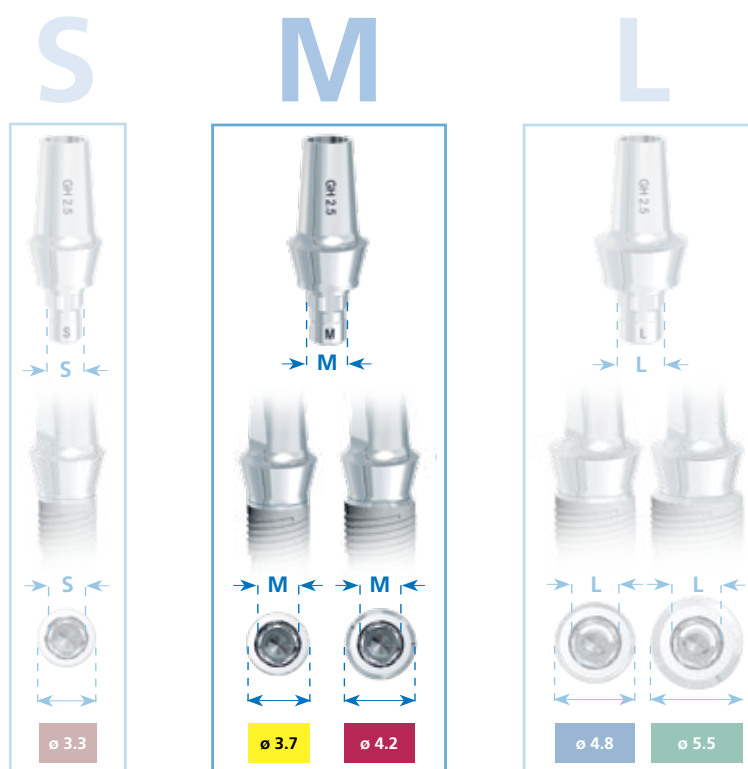
Dentaurum provides a service at [www.dentaurum.com](http://www.dentaurum.com) to download CAD/CAM data sets for **3shape**, **dental wings** and **exocad** and to integrate them into the respective software.











## Series of abutments M

for  $\varnothing$  3.7 mm and  $\varnothing$  4.2 mm tioLogic® ST implants




## Components series of abutments M • Prosthetics



### ● Impression materials

REF 385-210-00		Impression post M, open incl. screw with shortened thread		L 10.0 mm
REF 385-212-00		Impression post M, open incl. screw with shortened thread		L 14.0 mm
REF 385-220-00		Impression post M, closed incl. impression cap M and retaining screw		L 7.0 mm
REF 385-222-00		Impression cap M 5 pieces		L 6.0 mm
REF 385-224-00		Positioning aid M for impression post M, closed		L 9.6 mm
REF 386-932-00		Retaining screw for scan abutment and closed impression	M 1.6	L 14 mm

### ● Model














REF 385-232-00		Laboratory implant M for printed and cast models		L 12.0 mm
----------------	-----------------------------------------------------------------------------------	-----------------------------------------------------	--	-----------

### ● Temporary restoration







REF 384-230-00		Temporary abutment M incl. screw	GH 3.0 mm	L 12.0 mm
REF 384-910-00		Screw for temporary abutment	M 1.6	L 13.5 mm

# Prosthetics • Components series of abutments M
















## • CAD/CAM components

REF 386-279-00		CAD/CAM scan abutment titanium M incl. retaining screw		
REF 386-932-00		Retaining screw for scan abutment and closed impression	M 1.6	L 14.0 mm
REF 386-213-00		CAD/CAM titanium base M incl. AnoTite screw	GH 0.5 mm	
REF 386-296-00		Modelling sleeve for CAD/CAM titanium base M, adjustable		
REF 386-295-00		CAD/CAM titanium base M CEREC, Sirona, incl. AnoTite screw	GH 0.5 mm	
REF 386-297-00		CAD/CAM titanium block M, PreForm, incl. AnoTite screw		
REF 386-176-00		Bar CAD/CAM scan cap titanium incl. AnoTite screw		L 10.0 mm
REF 386-177-00		Bridge CAD/CAM scan cap titanium incl. AnoTite screw		L 10.0 mm
REF 386-178-00		AngleFix CAD/CAM scan cap titanium incl. AnoTite screw		L 10.0 mm
REF 386-910-00		AnoTite screw	M 1.6	L 9.0 mm
REF 386-914-00		Prosthetic screw for laboratory use only	M 1.6	L 9.0 mm
REF 386-912-00		AnoTite screw bar / bridge / AngleFix	M 1.6	L 6.0 mm
REF 386-916-00		Prosthetic screw bar / bridge / AngleFix for laboratory use only	M 1.6	L 6.0 mm















## Components series of abutments M • Prosthetics

● Titanium				
REF 386-230-00		Titanium abutment M, incl. AniTite screw	GH 1.0 mm	L 7.0 mm
REF 386-231-00		Titanium abutment M, incl. AniTite screw	GH 2.5 mm	L 8.5 mm
REF 386-232-00		Titanium abutment M, incl. AniTite screw	GH 4.0 mm	L 10.0 mm
REF 386-235-00		Titanium abutment M, incl. AniTite screw	GH 1.5 mm, 20°	L 9.0 mm
REF 386-236-00		Titanium abutment M, incl. AniTite screw	GH 3.0 mm, 20°	L 10.5 mm
REF 386-238-00		Titanium abutment M, cylindrical, incl. AniTite screw	GH 2.5 mm	L 12.0 mm
REF 386-239-00		Titanium abutment M, anatomical, incl. AniTite screw	GH 2.5 mm	L 12.0 mm
REF 386-910-00		AniTite screw	M 1.6	L 9.0 mm
REF 386-914-00		Prosthetic screw for laboratory use only	M 1.6	L 9.0 mm

# Prosthetics • Components series of abutments M

















● Bar			
REF 386-240-00		Bar abutment M	GH 1.0 mm
REF 386-241-00		Bar abutment M	GH 2.5 mm
REF 386-242-00		Bar abutment M	GH 4.0 mm
REF 386-243-00		Bar abutment M	GH 5.5 mm
REF 386-410-00		Bar closure screw	L 3.3 mm
REF 386-412-00		Bar impression post, open incl. screw	L 10.0 mm
REF 386-417-00		Bar laboratory implant for printed and cast models incl. screw	L 12.0 mm
REF 386-420-00		Bar cap plastic incl. AniTite screw	L 12.0 mm
REF 386-422-00		Bar cap titanium, lasering technique incl. AniTite screw	L 4.5 mm
REF 386-426-00		Bar cap titanium, adhesive technique incl. AniTite screw	L 4.5 mm
REF 386-430-00		Bar cap titanium incl. AniTite screw	L 10.8 mm
REF 386-176-00		Bar CAD/CAM scan cap titanium incl. AniTite screw	L 10.0 mm
REF 386-912-00		AniTite screw bar / bridge / AngleFix	M 1.6 L 6.0 mm
REF 386-916-00		Prosthetic screw bar / bridge / AngleFix for laboratory use only	M 1.6 L 6.0 mm
REF 386-468-00		Cylindrical pin for screw aperture	

## Components series of abutments M • Prosthetics

● Bridge				
REF 386-257-00		Bridge abutment M	GH 1.0 mm	
REF 386-258-00		Bridge abutment M	GH 2.5 mm	
REF 386-259-00		Bridge abutment M	GH 4.0 mm	
REF 386-470-00		Bridge closure screw		L 5.0 mm
REF 386-472-00		Bridge impression post, open incl. screw		L 11.0 mm
REF 386-474-00		Bridge impression post, closed incl. impression cap, AnoTite screw		L 7.5 mm
REF 386-462-00		AngleFix/bridge impression cap, closed, 5 pieces		
REF 386-477-00		Bridge laboratory implant for printed and cast models incl. screw		L 12.0 mm
REF 386-478-00		Bridge cap plastic incl. AnoTite screw		L 11.0 mm
REF 386-480-00		Bridge cap titanium incl. AnoTite screw		L 11.0 mm
REF 386-177-00		Bridge CAD/CAM scan cap titanium incl. AnoTite screw		L 10.0 mm
REF 386-912-00		AnoTite screw bar / bridge / AngleFix	M 1.6	L 6.0 mm
REF 386-916-00		Prosthetic screw bar / bridge / AngleFix, for laboratory use only	M 1.6	L 6.0 mm
REF 386-468-00		Cylindrical pin for screw aperture		

# Prosthetics • Components series of abutments M






## • AngleFix

REF 386-244-00		AngleFix abutment M	GH 1.0 mm	
REF 386-246-00		AngleFix abutment M incl. AniTite screw	GH 2.5 mm 18°	
REF 386-248-00		AngleFix abutment M incl. AniTite screw	GH 2.5 mm 32°	
REF 386-452-00		AngleFix impression post, open incl. screw		
REF 386-454-00		AngleFix impression post, closed, incl. impression cap, AniTite screw		
REF 386-462-00		AngleFix/bridge impression cap, closed, 5 pieces		
REF 386-450-00		AngleFix closure screw		
REF 386-457-00		AngleFix laboratory implant for printed and cast models incl. screw		L 12.0 mm
REF 386-458-00		AngleFix cap plastic incl. AniTite screw		
REF 386-460-00		AngleFix cap titanium incl. AniTite screw		
REF 386-178-00		AngleFix CAD/CAM scan cap titanium incl. AniTite screw		L 10.0 mm
REF 386-910-00		AniTite screw	M 1.6	L 9.0 mm
REF 386-914-00		Prosthetic screw for laboratory use only	M 1.6	L 9.0 mm
REF 386-912-00		AniTite screw bar / bridge / AngleFix	M 1.6	L 6.0 mm
REF 386-916-00		Prosthetic screw bar / bridge / AngleFix for laboratory use only	M 1.6	L 6.0 mm
REF 386-468-00		Cylindrical pin for screw aperture		

compatible with LOCATOR®

## Components series of abutments M • Prosthetics

### • tioLOC

REF 386-251-00		tioLogic® ST tioLOC abutment M	GH 1.0 mm
REF 386-252-00		tioLogic® ST tioLOC abutment M	GH 2.0 mm
REF 386-253-00		tioLogic® ST tioLOC abutment M	GH 3.0 mm
REF 386-254-00		tioLogic® ST tioLOC abutment M	GH 4.0 mm
REF 386-255-00		tioLogic® ST tioLOC abutment M	GH 5.0 mm







### • Accessories

REF 346-512-00		Impression caps, 2 pieces	∅ 4.0 mm	L 10.0 mm
REF 346-514-00		Laboratory analogs 2 pieces	∅ 4.0 mm	L 10.0 mm
REF 346-516-00		1 set retention caps: 1 stainless steel case for caps, 1 protective plate, 1 laboratory cap, 3 retention caps (with internal pin)		
REF 346-518-00*		Black laboratory caps (with pin), 4 pieces	GH 1.0 mm	
REF 346-520-00*		Yellow laboratory caps (with pin), 4 pieces	700 g 0-20°	
REF 346-522-00*		Pink laboratory caps (with pin), 4 pieces	900 g 0-20°	
REF 346-524-00*		Transparent laboratory caps (with pin), 4 pieces	1.500 g 0-20°	
REF 346-526-00*		Violet laboratory caps (with pin), 4 pieces	2.700 g 0-20°	
REF 346-530-00		Protective plate 10 pieces		
REF 347-745-00		Cap insertion/removal tool		

\*IMPORTANT NOTE – NEW MANUFACTURER: Retention caps purchased from January 1, 2024 are not compatible with earlier models.

# Prosthetics • Components series of abutments M

## ● Ball abutment

REF 386-260-00		Ball abutment M	GH 1.5 mm Ball abutment ø 2.25 mm
REF 386-261-00		Ball abutment M	GH 3.0 mm Ball abutment ø 2.25 mm
REF 386-262-00		Ball abutment M	GH 4.5 mm Ball abutment ø 2.25 mm
REF 386-614-00		Ball abutment laboratory implant	
REF 386-630-00		Dalbo®-PLUS matrix TE basic complete	
REF 386-631-00		Dalbo®-PLUS lamellae retention insert E	



## „All-on-4“ restoration

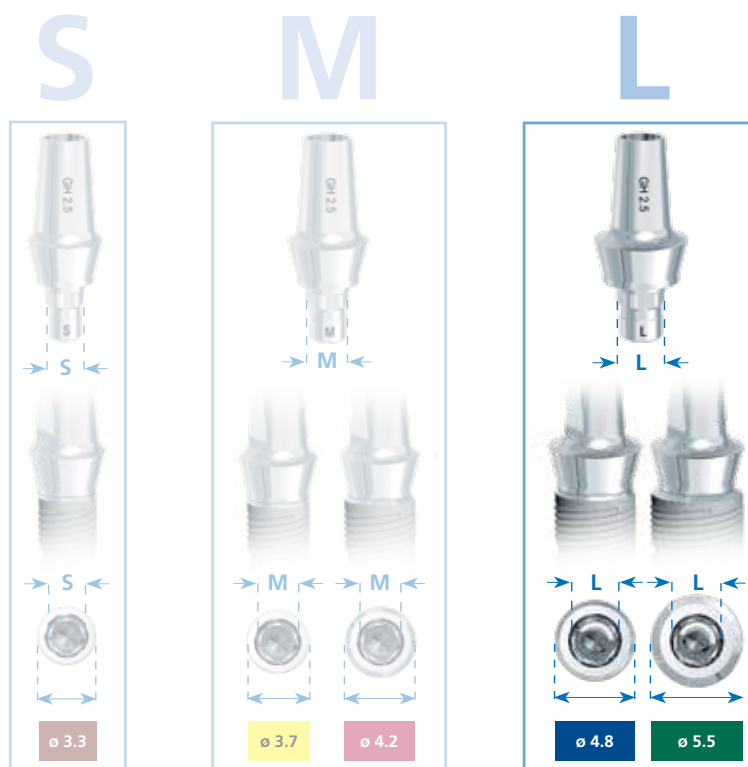
Highly aesthetical, yet economical restorations in an edentulous jaw on four tiologic<sup>®</sup> ST implants (from Dentaureum GmbH & Co. KG GmbH) with a framework milled from remanium<sup>®</sup> star and with a ceraMotion<sup>®</sup> veneer.

The amount of bone available in the anterior region is used in such a way that a fixed dental prosthesis over only 4 implants is possible.









## Series of abutments L

for  $\varnothing$  4.8 mm and  $\varnothing$  5.5 mm tioLogic® ST implants




## Components series of abutments L • Prosthetics



### ● Impression materials

REF 385-310-00		Impression post L, open incl. screw with shortened thread		L 10.0 mm
REF 385-312-00		Impression post L, open incl. screw with shortened thread		L 14.0 mm
REF 385-320-00		Impression post L, closed incl. impression cap L and retaining screw		L 7.0 mm
REF 385-322-00		Impression cap L 5 pieces		L 6.0 mm
REF 385-324-00		Positioning aid L for impression post L, closed		L 9.6 mm
REF 386-932-00		Retaining screw for scan abutment and closed impression	M 1.6	L 14 mm

### ● Model














REF 385-332-00		Laboratory implant L for printed and cast models		L 12.0 mm
----------------	-----------------------------------------------------------------------------------	-----------------------------------------------------	--	-----------

### ● Temporary restoration

REF 384-330-00		Temporary abutment L incl. screw	GH 3.0 mm	L 12.0 mm
REF 384-910-00		Screw for temporary abutment	M 1.6	L 13.5 mm



# Prosthetics • Components series of abutments L

## • CAD/CAM components
















REF 386-379-00		CAD/CAM scan abutment L incl. retaining screw	M 1.6	L 14.0 mm
REF 386-932-00		Retaining screw for scan abutment and closed impression	M 1.6	L 14.0 mm
REF 386-313-00		CAD/CAM titanium base L incl. AniTite screw	GH 0.5 mm	
REF 386-396-00		Modelling sleeve for CAD/CAM titanium base L, adjustable		
REF 386-395-00		CAD/CAM titanium base L CEREC, Sirona, incl. AniTite screw	GH 0.5 mm	
REF 386-397-00		CAD/CAM titanium block L, PreForm, incl. AniTite screw		
REF 386-176-00		Bar CAD/CAM scan cap titanium incl. AniTite screw		L 10.0 mm
REF 386-177-00		Bridge CAD/CAM scan cap titanium incl. AniTite screw		L 10.0 mm
REF 386-178-00		AngleFix CAD/CAM scan cap titanium incl. AniTite screw		L 10.0 mm
REF 386-910-00		AniTite screw	M 1.6	L 9.0 mm
REF 386-914-00		Prosthetic screw for laboratory use only	M 1.6	L 9.0 mm
REF 386-912-00		AniTite screw bar / bridge / AngleFix	M 1.6	L 6.0 mm
REF 386-916-00		Prosthetic screw bar / bridge / AngleFix for laboratory use only	M 1.6	L 6.0 mm

## Components series of abutments L • Prosthetics















### ● Titanium

REF 386-330-00		Titanium abutment L, incl. AniTite screw	GH 1.0 mm	L 7.0 mm
REF 386-331-00		Titanium abutment L, incl. AniTite screw	GH 2.5 mm	L 8.5 mm
REF 386-332-00		Titanium abutment L, incl. AniTite screw	GH 4.0 mm	L 10.0 mm
REF 386-335-00		Titanium abutment L, incl. AniTite screw	GH 1.5 mm, 20°	L 9.0 mm
REF 386-336-00		Titanium abutment L, incl. AniTite screw	GH 3.0 mm, 20°	L 10.5 mm
REF 386-338-00		Titanium abutment L, cylindrical, incl. AniTite screw	GH 2.5 mm	L 12.0 mm
REF 386-339-00		Titanium abutment L, anatomical, incl. AniTite screw	GH 2.5 mm	L 12.0 mm
REF 386-910-00		AniTite screw	M 1.6	L 9.0 mm
REF 386-914-00		Prosthetic screw for laboratory use only	M 1.6	L 9.0 mm

















# Prosthetics • Components series of abutments L

● Bar			
REF 386-340-00		Bar abutment L	GH 1.0 mm
REF 386-341-00		Bar abutment L	GH 2.5 mm
REF 386-342-00		Bar abutment L	GH 4.0 mm
REF 386-343-00		Bar abutment L	GH 5.5 mm
REF 386-410-00		Bar closure screw	L 3.3 mm
REF 386-412-00		Bar impression post, open incl. screw	L 10.0 mm
REF 386-417-00		Bar laboratory implant for printed and cast models incl. screw	L 12.0 mm
REF 386-420-00		Bar cap plastic incl. AniTite screw	L 12.0 mm
REF 386-422-00		Bar cap titanium, lasering technique incl. AniTite screw	L 4.5 mm
REF 386-426-00		Bar cap titanium, adhesive technique incl. AniTite screw	L 4.5 mm
REF 386-430-00		Bar cap titanium incl. AniTite screw	L 10.8 mm
REF 386-176-00		Bar CAD/CAM scan cap titanium incl. AniTite screw	L 10.0 mm
REF 386-912-00		AniTite screw bar / bridge / AngleFix	M 1.6 L 6.0 mm
REF 386-916-00		Prosthetic screw bar / bridge / AngleFix for laboratory use only	M 1.6 L 6.0 mm
REF 386-468-00		Cylindrical pin for screw aperture	

## Components series of abutments L • Prosthetics

● Bridge			
REF 386-357-00		Bridge abutment L	GH 1.0 mm
REF 386-358-00		Bridge abutment L	GH 2.5 mm
REF 386-359-00		Bridge abutment L	GH 4.0 mm
REF 386-470-00		Bridge closure screw	L 5.0 mm
REF 386-472-00		Bridge impression post, open incl. screw	L 11.0 mm
REF 386-474-00		Bridge impression post, closed incl. impression cap, AnoTite screw	L 7.5 mm
REF 386-462-00		AngleFix/bridge impression cap, closed, 5 pieces	
REF 386-477-00		Bridge laboratory implant for printed and cast models incl. screw	L 12.0 mm
REF 386-478-00		Bridge cap plastic incl. AnoTite screw	L 11.0 mm
REF 386-480-00		Bridge cap titanium incl. AnoTite screw	L 11.0 mm
REF 386-177-00		Bridge CAD/CAM scan cap titanium incl. AnoTite screw	L 10.0 mm
REF 386-912-00		AnoTite screw bar / bridge / AngleFix	M 1.6 L 6.0 mm
REF 386-916-00		Prosthetic screw bar / bridge / AngleFix, for laboratory use only	M 1.6 L 6.0 mm
REF 386-468-00		Cylindrical pin for screw aperture	






# Prosthetics • Components series of abutments L

● AngleFix				
REF 386-344-00		AngleFix abutment L	GH 1.0 mm	
REF 386-346-00		AngleFix abutment L incl. AniTite screw	GH 2.5 mm 18°	
REF 386-348-00		AngleFix abutment L incl. AniTite screw	GH 2.5 mm 32°	
REF 386-452-00		AngleFix impression post, open incl. screw		
REF 386-454-00		AngleFix impression post, closed, incl. impression cap, AniTite screw		
REF 386-462-00		AngleFix/bridge impression cap, closed, 5 pieces		
REF 386-450-00		AngleFix closure screw		
REF 386-457-00		AngleFix laboratory implant for printed and cast models incl. screw	L 12.0 mm	
REF 386-458-00		AngleFix cap plastic incl. AniTite screw		
REF 386-460-00		AngleFix cap titanium incl. AniTite screw		
REF 386-178-00		AngleFix CAD/CAM scan cap titanium incl. AniTite screw	L 10.0 mm	
REF 386-910-00		AniTite screw	M 1.6	L 9.0 mm
REF 386-914-00		Prosthetic screw for laboratory use only	M 1.6	L 9.0 mm
REF 386-912-00		AniTite screw bar / bridge / AngleFix	M 1.6	L 6.0 mm
REF 386-916-00		Prosthetic screw bar / bridge / AngleFix for laboratory use only	M 1.6	L 6.0 mm
REF 386-468-00		Cylindrical pin for screw aperture		

compatible with LOCATOR®

## Components series of abutments L • Prosthetics

### • tioLOC

REF 386-351-00		tioLogic® ST tioLOC abutment L	GH 1.0 mm
REF 386-352-00		tioLogic® ST tioLOC abutment L	GH 2.0 mm
REF 386-353-00		tioLogic® ST tioLOC abutment L	GH 3.0 mm
REF 386-354-00		tioLogic® ST tioLOC abutment L	GH 4.0 mm
REF 386-355-00		tioLogic® ST tioLOC abutment L	GH 5.0 mm







### • Accessories

REF 346-512-00		Impression caps, 2 pieces	∅ 4.0 mm	L 10.0 mm
REF 346-514-00		Laboratory analogs 2 pieces	∅ 4.0 mm	L 10.0 mm
REF 346-516-00		1 set retention caps: 1 stainless steel case for caps, 1 protective plate, 1 laboratory cap, 3 retention caps (with internal pin)		
REF 346-518-00*		Black laboratory caps (with pin), 4 pieces	GH 1.0 mm	
REF 346-520-00*		Yellow laboratory caps (with pin), 4 pieces	700 g 0-20°	
REF 346-522-00*		Pink laboratory caps (with pin), 4 pieces	900 g 0-20°	
REF 346-524-00*		Transparent laboratory caps (with pin), 4 pieces	1.500 g 0-20°	
REF 346-526-00*		Violet laboratory caps (with pin), 4 pieces	2.700 g 0-20°	
REF 346-530-00		Protective plate 10 pieces		
REF 347-745-00		Cap insertion/removal tool		

\*IMPORTANT NOTE – NEW MANUFACTURER: Retention caps purchased from January 1, 2024 are not compatible with earlier models.

## Prosthetics • Components series of abutments L

### ● Ball abutment

REF 386-360-00		Ball abutment L	GH 1.5 mm Ball abutment ø 2.25 mm
REF 386-361-00		Ball abutment L	GH 3.0 mm Ball abutment ø 2.25 mm
REF 386-362-00		Ball abutment L	GH 4.5 mm Ball abutment ø 2.25 mm
REF 386-614-00		Ball abutment laboratory implant	
REF 386-630-00		Dalbo®-PLUS matrix TE basic complete	
REF 386-631-00		Dalbo®-PLUS lamellae retention insert E	

## DIGITAL IMPLANTOLOGY




Complete solution for your CAD/CAM process



Dentaurum provides a service at [www.dentaurum.com](http://www.dentaurum.com) to download CAD/CAM data sets for **3shape**, **dental wings** and **exocad** and to integrate them into the respective software.



# ACCESSORIES
















# YES!



## I WANT A MODERN IMPLANT SYSTEM

Product development of surgical and prosthetic accessories at Dentauro also focuses on the user. An efficient, reliable, precise technique is only possible with an implant system that has specifically designed accessories.

# Accessories • Surgery

• Single item				
REF 387-509-00		Drill extension, ISO shank, hexagon		L 21.0 mm
REF 387-511-00		Adapter, ISO shank, hexagon / ratchet		L 15.0 mm
REF 387-513-00		Adapter, ISO shank, hexagon / ratchet		L 20.0 mm
REF 347-514-00		Paralleling pin		L 21.8 mm
REF 387-523-00		tioLogic® ST implant insertion key S, ratchet	ø 3.3 mm	
REF 387-524-00		tioLogic® ST implant insertion key M, ratchet	ø 3.7 / 4.2 mm	
REF 387-525-00		tioLogic® ST implant insertion key L, ratchet	ø 4.8 / 5.5 mm	
REF 387-515-00		Implant hex key, ISO shank, hexagon	SW 2.5	L 19.0 mm
REF 387-517-00		Implant hex key, ISO shank, hexagon	SW 2.5	L 25.0 mm
REF 387-519-00		Implant hex key, ratchet	SW 2.5	L 8.0 mm
REF 387-520-00		Implant hex key, ratchet	SW 2.5	L 13.0 mm
REF 387-522-00		Implant hex key, ratchet	SW 2.5	L 23.0 mm
REF 387-522-00		Implant hex key, ratchet	SW 2.5	L 23.0 mm

• Osteotome tray

REF 350-103-00

Osteotome tray  
not equipped



• Single item

REF 350-170-00



Osteotome  
concave, angled

ø 2.0 mm – 2.5 mm

REF 350-172-00



Osteotome  
concave, angled

ø 2.6 mm – 3.1 mm

REF 350-174-00



Osteotome  
concave, angled

ø 3.0 mm – 3.5 mm

REF 350-176-00



Osteotome  
concave, angled

ø 3.5 mm – 4.0 mm

REF 350-178-00



Osteotome  
concave, angled

ø 4.1 mm – 4.6 mm
















REF 350-180-00



Osteotome  
concave, angled

ø 4.8 mm – 5.8 mm





# Accessories • Surgery – Prosthetics

• Single item				
REF 385-124-00		Positioning aid S for impression post S, closed		L 9.6 mm
REF 385-224-00		Positioning aid M for impression post M, closed		L 9.6 mm
REF 385-324-00		Positioning aid L for impression post L, closed		L 9.6 mm
REF 387-610-00		Hex key, ISO shank	SW 1.3	L 20.0 mm
REF 387-612-00		Hex key, ISO shank	SW 1.3	L 26.0 mm
REF 387-620-00		Hex key, ratchet	SW 1.3	L 16.0 mm
REF 387-622-00		Hex key, ratchet	SW 1.3	L 26.0 mm
REF 387-642-00		Bar / bridge / AngleFix insertion key, ratchet, incl. screw		L 15.0 mm
REF 387-644-00		Bar / bridge / AngleFix insertion key, ratchet, incl. screw		L 20.0 mm
REF 387-650-00		Insertion key tioLOC, ratchet		L 15.5 mm
REF 387-660-00		Ball abutment insertion key, ratchet		L 15.0 mm
REF 387-800-00		Torque ratchet with blocking function – scaled-down illustration –	15 – ∞ Ncm	
REF 387-602-00		Sure-grip wheel – scaled-down illustration –	∅ 18,0 mm	
REF 387-604-00		Holding key for placement aid – scaled-down illustration –	3.6	L 79.0 mm
REF 387-415-00		Silicone o-ring 10 pieces		

● Single item

REF 387-112-00		Polishing aid S
REF 387-212-00		Polishing aid M
REF 387-312-00		Polishing aid L
REF 387-720-00		Milling cutter – bar abutment
REF 387-730-00		Countersink – screw fit AniTite screw – scaled-down illustration –
REF 386-468-00		Cylindrical pin for screw aperture
REF 387-663-00		Dalbo®-PLUS screwdriver / activator
REF 347-745-00		Cap insertion/removal tool

● Demonstration models

REF 388-452-00		tioLogic® ST demo implant, M	Scale 5:1
REF 388-432-00		tioLogic® ST demo titanium abutment M, GH 2.5 mm, with AniTite screw	Scale 5:1
REF 388-448-00		tioLogic® ST acrylic display M for demo, equipped	Scale 5:1
REF 388-410-00		tioLogic® ST demo model acrylic, upper jaw, partially toothed, 4 implants, without prosthetics	Scale 1:1

## CITO mini® – 3 steps to success



1. Gingiva punch



2. Stepped drilling



3. Implant insertion

## Small. Quick. Easy.

- Immediate loading in many cases
- Avoids augmentative measures
- Perfect solution for patients with reduced bone availability
- Long-term stability for hybrid-prostheses



More information on CITO mini®

# CITO mini®

## Implant system

CITO mini® – The one-piece ball head implant for prosthesis stabilization in the edentulous or partially edentulous jaw.



Polished gingival shoulder

Optimal soft tissue support

Crestal fine thread

Time-tested surface conditioning

FEM-optimized thread geometry<sup>1</sup>


Self-tapping thread

<sup>1</sup> I. Hasan, C. Bouraue: Biomechanische Untersuchungen des Einflusses von Geometrievarianten des CITO mini® Implantats [Biomechanical analyses of the influence of CITO mini® implant geometry variations]; University of Bonn 2014.

# CITO mini®

## ● Planning foil scale 1:1 / 1.25:1 / 1.4:1

REF 301-410-00 Planning foil CITO mini®



## ● Surgical tray

REF 307-000-00







CITO mini® surgical tray







Content:

- Marking drill
- Stepped drill for  $\varnothing$  1.8 mm
- Stepped drill for  $\varnothing$  2.2 mm
- Stepped drill for  $\varnothing$  2.5 mm
- PentaGrip insertion key (ISO shank)

## ● Rotating instruments

REF 382-015-00		Marking drill	$\varnothing$ 1.5 mm	
REF 302-118-00		CITO mini® stepped drill, $\varnothing$ 1.8 mm	$\varnothing$ 1.5 mm	L 17.0 mm
REF 302-122-00		CITO mini® stepped drill, $\varnothing$ 2.2 mm	$\varnothing$ 1.9 mm	L 17.0 mm
REF 302-125-00		CITO mini® stepped drill, $\varnothing$ 2.5 mm	$\varnothing$ 2.1 mm	L 17.0 mm




## ● Implants

REF 303-018-11		CITO mini® implant	$\varnothing$ 1.8 mm	L 11.0 mm
REF 303-018-13		CITO mini® implant	$\varnothing$ 1.8 mm	L 13.0 mm
REF 303-022-11		CITO mini® implant	$\varnothing$ 2.2 mm	L 11.0 mm
REF 303-022-13		CITO mini® implant	$\varnothing$ 2.2 mm	L 13.0 mm
REF 303-025-11		CITO mini® implant	$\varnothing$ 2.5 mm	L 11.0 mm
REF 303-025-13		CITO mini® implant	$\varnothing$ 2.5 mm	L 13.0 mm

## ● Prosthetics ball abutments

REF 306-614-00		CITO mini® ball abutment laboratory implant, ø 1.8 mm	
REF 306-616-00		CITO mini® O-ring matrix 1	
REF 306-618-00		CITO mini® O-ring matrix 2	
REF 306-620-00		CITO mini® O-ring matrix 3	
REF 306-626-00		CITO mini® O-ring, for matrix 1 1 piece	
REF 306-627-00		CITO mini® O-ring, for matrix 1 10 pieces	
REF 306-628-00		CITO mini® O-ring, for matrix 2 + 3 1 piece	
REF 306-629-00		CITO mini® O-ring, for matrix 2 + 3 10 pieces	

## ● Accessories – Surgery - Prosthetics

REF 387-511-00		Adapter, ISO shank, hexagon / ratchet	
REF 307-646-00		CITO mini® PentaGrip insertion key, ISO shank	
REF 387-800-00		Torque ratchet with blocking function – scaled-down illustration –	15 – ∞ Ncm

## ● Demo model

REF 308-420-00		CITO mini® demo implant	Scale 5:1
----------------	-------------------------------------------------------------------------------------	-------------------------	-----------

# SERVICE



# YES!



I WANT  
EXPERT  
KNOWLEDGE

In implantology in particular, comprehensive, concise and meaningful information is indispensable. Information on the tioLogic® ST implant system is therefore available both in digital and in traditional form.



## Service

### Information material

#### **B** Basic user documentation

The basic folder presents facts concisely on the most important tioLogic® ST components and their advantage to the user. The Surgery Manual describes the complete process from diagnosis and implant insertion to impression taking. The Prosthetic Manual carries on where the Surgery Manual left off; describing various methods of prosthetic restoration by means of many diagrams and photos.

#### **S** Specialized user information

Use the Implant Planning form to fill out all relevant planning details and transfer these to the dental laboratory for prosthetic planning. The Surgical Protocol documents post-surgery all data specific to the implant and the insertion operation for each individual case. The Practice Record Card acts as a messenger between dental office and dental laboratory making for effective and rapid communication of all relevant implant and prosthetic data.

#### **G** Documentation for patient consultation

This specialized communication medium is designed for use in a personal consultation between the implantologist and the patient. It acts as a guideline and explains the principle behind implant treatment in a clear and comprehensible manner.

#### **P** Patient Information

Extensive patient consultation and education builds trust in the implantologist and is an important requirement for the success of treatment with implant-supported dental restorations. Dentaureum offers a compact range of high-quality materials developed in close cooperation with experienced users.

## ● Information material for the implantologist

- REF 989-965-20 **B** Product catalog, tioLogic® ST implant system
- REF 989-767-10 **S** Bibliography
- REF 989-801-09 **S** Preparation instructions for the implant system components
- REF 989-801-06 **S** Materials list implantology

## Surgery

---

- REF 989-958-20 **B** Basic folder, tioLogic® ST implant system
- REF 989-959-20 **B** Surgery Manual, tioLogic® ST implant system
- REF 989-805-32 **S** Drilling protocol tioLogic® TWINFIT / tioLogic® ST
- REF 989-188-12 **S** tioLogic® overview – Tightening torques, torque ratchet
- REF 989-966-02 **S** Surgical Protocol, tioLogic® ST / tioLogic® TWINFIT implant system
- REF 989-966-13 **S** Implant Planning, tioLogic® implant system
- REF 989-800-47 **S** Overview Frequency of drill application ADVANCED for tioLogic®
- REF 989-800-66 **S** Overview Frequency of drill application pOstion for tioLogic®

## Prosthetics

---

- REF 989-960-20 **B** Prosthetics Manual, tioLogic® ST implant system
- REF 989-702-12 **B** tioLogic® digital.
- REF 989-966-22 **S** Practice Record Card tioLogic® ST / tioLogic® TWINFIT implant system
- REF 989-800-86 **B** Manual tioLogic® digital

## ● Information material for patients

- REF 989-996-20 **P** tioLogic® patient information
- REF 989-961-20 **P** PatientPass tioLogic® ST / tioLogic® TWINFIT

## ● Information material for the implantologist

- REF 989-359-20 **B** Basic folder CITO mini®
- REF 989-360-20 **B** Surgery + Prosthetics Manual CITO mini®
- REF 989-361-20 **S** Drilling protocol CITO mini®
- REF 989-800-54 **S** Overview Frequency of drill application CITO mini®

## ● Information material for patients

- REF 989-500-57 **P** Patient information CITO mini®



## Dentaurum Online Shop

Order easily online

Your advantages:

- Comprehensive product information
- Automatic check of product availability
- Individual shopping lists for your frequently ordered products
- Display of your personal conditions and prices
- Safe ordering with SSL encryption
- Determine the delivery date of your order
- Up-to-date information on our product portfolio and respective CE marking




# Technical information

Table – Tightening torques for implants\*

The torque ratchet is intended for clinical use only.

Prosthetic screws should be tightened with care manually in the laboratory.

Implant types		(depending on the bone density) max. 45 Ncm	
Closure screw Implant		15 Ncm or manually	
Closure screw bar		15 Ncm or manually	
Closure screw bridge		15 Ncm or manually	
Closure screw AngleFix		15 Ncm or manually	
Gingiva former		15 Ncm or manually	
Screw for impression post		15 Ncm or manually	
Retaining screw for closed impression		15 Ncm or manually	
Screw for temporary abutment		15 Ncm or manually	
AnoTite screw L 9.0 mm		30 Ncm	
Bar abutment		35 Ncm	
Bridge abutment		35 Ncm	
AngleFix abutment 0° GH 1.0 mm		35 Ncm	
AnoTite screw Bar / bridge / AngleFix abutment L 6.0 mm		25 Ncm	
Ball abutment		35 Ncm	
tioLOC abutment		30 Ncm	
AnoTite screw for angulated screw apertures		25 Ncm	

\* Primary stable and osseointegrated

## Material composition

Implants ø 3.3, 3.7 and 4.2 mm	Titanium Grade 5
Implants ø 4.8 and 5.5 mm	Titanium Grade 4
Closure screws	Titanium Grade 5
Depth-stop sleeves	Polycarbonate USP Class VI
Gingiva former	Titanium Grade 5
Impression post:	
● Impression post, open	Titanium Grade 5
● Impression post, closed and screw	Titanium Grade 5
● Impression cap for impression post, closed	POM
● Screw for impression post, open, with shortened thread	Titanium Grade 5
Temporary abutments:	PEEK (polyether ether ketone)
● Screw for temporary abutment	Titanium Grade 5
Titanium abutments:	Titanium Grade 5
● Titanium abutments straight/angulated	Titanium Grade 5
● CAD/CAM titanium base	Titanium Grade 5
● CAD/CAM titanium block	Titanium Grade 5
● Scan abutments titanium and scan caps titanium	Titanium Grade 5
Bar, bridge, AngleFix abutments	Titanium Grade 5
Ball abutment	Titanium Grade 5
Ball abutment laboratory implant	Aluminum
tioLOC abutment	Titanium Grade 5
Prosthetic screws:	
● AniTite screws	Titanium Grade 5
● Prosthetic screws	Titanium Grade 5
● Retaining screw	Titanium Grade 5

• Titanium Grade 4 DIN EN ISO 5832-2

Chemical composition [% by mass]

O	0.4 % max.
Fe	0.5 % max.
C	0.1 % max.
N	0.05 % max.
H	0.0125 % max.
Ti	Residue

Physical and mechanical properties

0.2 % yield strength	520 MPa min.
Tensile strength	680 MPa min.
Elongation at rupture	10 % min.

• Titanium Grade 5 DIN EN ISO 5832-3

Chemical composition [% by mass]

Al	5.5 % – 6.75 %
V	3.5 % – 4.5 %
Fe	0.3 % max.
C	0.08 % max.
N	0.05 % max.
H	0.015 % max.
O	0.2 % max.
Ti	Residue

Physical and mechanical properties

0.2 % yield strength	780 MPa
Tensile strength	860 MPa
Elongation at rupture	10 % min.

• PEEK

Chemical composition [% by mass]

Thermoplastic high-performance polymer

Physical and mechanical properties

Yield strength	95 MPa
Elongation	> 25 %
Modulus of elasticity	4.2 GPa
Operating temperature	260 °C / 300 °C (500 °F / 572 °F) (continuous / temporary)

## Technical information ● Quality system



### Quality assurance for the user and patient

Dentaurum can look back on more than 20 years of experience in implantology while the parent company Dentaurum has 130 years of experience in dental prosthetics. This solid foundation ensures that development is based on a wealth of experience with the focus on the user and high-quality production of the tioLogic® ST implant system.

In all its business activities, Dentaurum GmbH & Co. KG meets the requirements of the international quality management standards.

#### Norms:

- DIN EN ISO 9001:2000  
Quality management systems
- DIN EN ISO 13485 Medical devices  
Quality management systems

The term “quality management” covers systematic planning, implementation and documentation of all activities that have an influence on the quality of a product before, during and after its manufacture. The focus is not therefore solely on the final inspection of a product but on continuous quality control during development of the product, from the raw material to manufacture right through to storage and sale. The above standards define in detail the criteria for ensuring comprehensive quality assurance by a company for all its operating procedures.

Based on this quality management system Dentaurum guarantees traceability at all times, and that the quality of the products and services will meet the expectations of the customers and patients. The products fulfill the fundamental requirements of medical products in terms of product performance and patient safety as defined in European laws and directives. As the respective products of Dentaurum GmbH & Co. KG meet the requirements of the European Directive 93/42/EEC for medical products, they bear the CE mark.

## Environmental management system

The environmental management system and the quality management system are integrated in the Dentaureum management system. The environmental management system is implemented by the Management System Working Group, which is made up of members representing environment protection, hazardous goods, health and safety, material science and quality management.

### **Scope of validation**

The environmental policy, environmental management system, environmental program, environmental audit, environmental-audit scheme and the basic environmental statement of Dentaureum GmbH & Co. KG at Turnstr. 31 in Ispringen, Germany, fully comply with the standards and requirements of the Regulation (EEC) No. 1221/2009 (EMAS III).

# Index • Alphabetical A - H

<b>A</b>	
• Adapter, ISO shank, hexagon/ratchet	72
• AngleFix	
Impression cap, closed	45, 46, 55, 56, 65, 66
Impression post open, closed	46, 56, 66
Abutment S	46
Abutment M	56
Abutment L	66
Plastic cap	46, 56, 66
Laboratory implant	46, 56, 66
Titanium cap	46, 56, 66
Closure screw	46, 56, 66
Cylindrical pin for screw aperture	44, 45, 46, 54, 55, 56, 64, 65, 66, 75
• AnoTite screw	42, 43, 46, 52, 53, 56, 62, 63, 66
■ AnoTite screw	
Bar/bridge/AngleFix	42, 44, 45, 46, 52, 54, 55, 56, 62, 64, 65, 66
<b>B</b>	
• Ball abutment	
S	48
M	58
L	68
• Ball abutment laboratory implant	48, 58, 68
• Bar abutment	
S	44
M	54
L	64
• Basic sleeve	25
• Bridge abutment	
S	45
M	55
L	65
<b>C</b>	
• CAD/CAM titanium base	
S	42
M	52
L	62
• CAD/CAM titanium base CEREC	
S	42
M	52
L	62
• CAD/CAM titanium base modelling sleeve	
S, adjustable	42
M, adjustable	52
L, adjustable	62
• CAD/CAM titanium block, PreForm	
S	42
M	52
L	62
• Caps for tioLOC	47, 57, 67
• Closure screw bar	44, 54, 64
• Closure screw bridge	45, 55, 65
• Countersink – screw fit	75

<b>D</b>	
• Dalbo®-PLUS lamellae retention insert E	48, 58, 68
• Dalbo®-PLUS matrix TE basic	48, 58, 68
• Dalbo®-PLUS screwdriver/activator	75
• Demo-	
Acrylic display M, 5:1	75
Implant tioLogic® ST, 5:1	75
Model acrylic, upper jaw, 1:1	75
Titanium abutment M, 5:1	75
• Depth drill – ADVANCED	21, 23
• Depth drill – pOosition	27
• Drill extension –	
ISO shank, hexagon	72
• Drill for basic sleeve	25
<b>E</b>	
• Expander – ADVANCED	23
• Expander – pOosition	29
<b>G</b>	
• Gingiva cutter – pOosition	27
• Gingiva former	
conical	36
cylindrical	37
<b>H</b>	
• Hex key 1.3 –	
ISO shank, L 20.0 mm	74
ISO shank, L 26.0 mm	74
Ratchet, L 16.0 mm	74
Ratchet, L 26.0 mm	74
• Hex key 2.5 –	
ISO shank hexagon, L 19.0 mm	72
ISO shank hexagon, L 25.0 mm	72
Ratchet, L 8.0 mm	72
Ratchet, L 13.0 mm	72
Ratchet, L 23.0 mm	72
• Holder for basic sleeve	25
• Holding key for placement aid	74

<b>I</b>	
• Implant insertion key – ratchet	72
• Implant tioLogic® ST	35
• Impression cap	
S	41
M	51
L	61
• Impression cap for tioLOC	47, 57, 67
• Impression post	
S, open	41
S, closed	41
M, open	51
M, closed	51
L, open	61
L, closed	61
Bar	44, 54, 64
Bridge, open	45, 55, 65
Bridge, closed	45, 55, 65
• Insertion key	
Ball abutment – ratchet	74
Bar/bridge/AngleFix abutment – ratchet	74
tioLOC abutment – ratchet	74
<b>L</b>	
• Laboratory implant	
S	41
M	51
L	61
Bar	44, 54, 64
Bridge	45, 55, 65
<b>M</b>	
• Marking drill	23
• Milling cutter – bar abutment	75
<b>O</b>	
• Osteotome	
concave, angled	73
• Osteotome tray for tioLogic®	73
<b>P</b>	
• Paralleling pin	72
• Planning foil	20
• Plastic cap bar	44, 54, 64
• Plastic cap bridge	45, 55, 65
• Polishing aid	75
• Positioning aid	
S	41, 74
M	51, 74
L	61, 74
• Positioning pin for basic sleeve	26
• ProstheticSet for tioLogic®	32
• Prosthetic screw	42, 43, 46, 52, 53, 56, 62, 63, 66
• Prosthetic screw	
Bar/bridge/AngleFix	42, 43, 46, 52, 53, 56, 62, 63, 66
• Protective plates for tioLOC	47, 57, 67

<b>S</b>	
• Scan abutment / scan abutment titanium	
S	42
M	52
L	62
• Scan cap	
Bar	42, 44, 52, 54, 62, 64
Bridge	42, 44, 52, 54, 62, 64
AngleFix	42, 44, 52, 54, 62, 64
• Screw for temporary abutment	41, 51, 61
• Selection aid set	75
• Set inner sleeves	26
• Set retention caps for tioLOC	47, 57, 67
• Silicone O-rings	30, 31, 74
• Stepped countersink – ADVANCED	23
• Stepped countersink – pOosition	28
• Sure-grip wheel	74
• Surface cutter – ADVANCED	23
• Surgical tray ADVANCED for tioLogic®	30
<b>T</b>	
• Temporary abutment	
S	41
M	51
L	61
• Thread tap – ADVANCED	23
• Thread tap – pOosition	29
• tioLOC	
Impression caps	47, 57, 67
Abutments	47, 57, 67
Insertion key	74
Caps	47, 57, 67
Set of assorted caps	47, 57, 67
Protective plates	47, 57, 67
• Titanium abutment	
S, adjustable	43
M, adjustable	53
L, adjustable	63
S	43
M	53
L	63
• Titanium cap bar	44, 54, 64
• Titanium cap bridge	45, 55, 65
• Torque ratchet	74

301-410-00 .....	78	381-548-00 .....	25	382-933-15 .....	23, 31
302-118-00 .....	78	381-555-00 .....	25	382-933-00 .....	23, 29, 31
302-122-00 .....	78	381-733-00 .....	26	382-937-15 .....	23, 31
302-125-00 .....	78	381-737-00 .....	26	382-937-00 .....	23, 29, 31
303-018-11 .....	78	381-742-00 .....	26	382-942-15 .....	23, 31
303-018-13 .....	78	381-748-00 .....	26	382-942-00 .....	23, 29, 31
303-022-11 .....	78	381-755-00 .....	26	382-948-15 .....	23, 31
303-022-13 .....	78	382-015-00 .....	78	382-948-00 .....	23, 29, 31
303-025-11 .....	78	382-320-11 .....	27	382-955-15 .....	23, 31
303-025-13 .....	78	382-320-13 .....	27	382-955-00 .....	23, 29, 31
306-614-00 .....	79	382-320-15 .....	27	382-015-00 .....	23, 31
306-616-00 .....	79	382-320-07 .....	27	383-133-11 .....	35
306-618-00 .....	79	382-320-09 .....	27	383-133-13 .....	35
306-620-00 .....	79	382-333-11 .....	28	383-133-15 .....	35
306-626-00 .....	79	382-333-13 .....	28	383-133-09 .....	35
306-627-00 .....	79	382-333-15 .....	28	383-137-11 .....	35
306-628-00 .....	79	382-333-09 .....	28	383-137-13 .....	35
306-629-00 .....	79	382-333-00 .....	27	383-137-15 .....	35
307-000-00 .....	78	382-337-11 .....	28	383-137-07 .....	35
307-646-00 .....	79	382-337-13 .....	28	383-137-09 .....	35
308-420-00 .....	79	382-337-15 .....	28	383-142-11 .....	35
330-560-00 .....	21	382-337-07 .....	28	383-142-13 .....	35
346-512-00 .....	47, 57, 67	382-337-09 .....	28	383-142-15 .....	35
346-514-00 .....	47, 57, 67	382-337-00 .....	27	383-142-07 .....	35
346-516-00 .....	47, 57, 67	382-342-11 .....	28	383-142-09 .....	35
346-518-00 .....	47, 57, 67	382-342-13 .....	28	383-148-11 .....	35
346-522-00 .....	47, 57, 67	382-342-15 .....	28	383-148-13 .....	35
346-524-00 .....	47, 57, 67	382-342-07 .....	28	383-148-15 .....	35
346-526-00 .....	47, 57, 67	382-342-09 .....	28	383-148-07 .....	35
346-520-00 .....	47, 57, 67	382-342-00 .....	27	383-148-09 .....	35
346-530-00 .....	47, 57, 67	382-348-11 .....	28	383-155-11 .....	35
347-514-00 .....	72	382-348-13 .....	28	383-155-13 .....	35
347-745-00 .....	47, 57, 67, 75	382-348-15 .....	28	383-155-15 .....	35
350-172-00 .....	73	382-348-07 .....	28	383-155-09 .....	35
350-174-00 .....	73	382-348-09 .....	28	384-112-00 .....	36
350-176-00 .....	73	382-348-00 .....	27	384-114-00 .....	36
350-178-00 .....	73	382-355-11 .....	28	384-116-00 .....	36
350-170-00 .....	73	382-355-13 .....	28	384-110-00 .....	36
350-180-00 .....	73	382-355-15 .....	28	384-122-00 .....	37
350-103-00 .....	73	382-355-09 .....	28	384-124-00 .....	37
381-133-00 .....	25	382-355-00 .....	27	384-126-00 .....	37
381-137-00 .....	25	382-533-00 .....	29	384-120-00 .....	37
381-142-00 .....	25	382-537-00 .....	29	384-130-00 .....	41
381-148-00 .....	25	382-542-00 .....	29	384-212-00 .....	36
381-155-00 .....	25	382-548-00 .....	29	384-214-00 .....	36
381-233-00 .....	25	382-555-00 .....	29	384-216-00 .....	36
381-237-00 .....	25	382-720-15 .....	21, 23, 31	384-210-00 .....	36
381-242-00 .....	25	382-733-15 .....	23, 31	384-222-00 .....	37
381-248-00 .....	25	382-733-00 .....	23, 31	384-224-00 .....	37
381-255-00 .....	25	382-737-15 .....	23, 31	384-226-00 .....	37
381-333-00 .....	26	382-737-00 .....	23, 31	384-220-00 .....	37
381-337-00 .....	26	382-742-15 .....	23, 31	384-230-00 .....	51
381-342-00 .....	26	382-742-00 .....	23, 31	384-312-00 .....	36
381-348-00 .....	26	382-748-15 .....	23, 31	384-314-00 .....	36
381-355-00 .....	26	382-748-00 .....	23, 31	384-316-00 .....	36
381-414-00 .....	20	382-755-15 .....	23, 31	384-310-00 .....	36
381-416-00 .....	20	382-755-00 .....	23, 31	384-322-00 .....	37
381-422-00 .....	21	382-833-00 .....	29	384-324-00 .....	37
381-428-00 .....	21	382-837-00 .....	29	384-326-00 .....	37
381-533-00 .....	25	382-842-00 .....	29	384-320-00 .....	37
381-537-00 .....	25	382-848-00 .....	29	384-330-00 .....	61
381-542-00 .....	25	382-855-00 .....	29	384-910-00 .....	41, 51, 61

## 385-112-00 to 989-359-10

385-112-00	41	386-244-00	56	386-468-00	44, 46, 54, 56, 64, 66, 75
385-110-00	41	386-246-00	56	386-460-00	46, 56, 66
385-122-00	41	386-248-00	56	386-472-00	45, 55, 65
385-124-00	41, 74	386-240-00	54	386-474-00	45, 55, 65
385-120-00	41	386-251-00	57	386-477-00	45, 55, 65
385-132-00	41	386-252-00	57	386-478-00	45, 55, 65
385-212-00	51	386-253-00	57	386-470-00	45, 55, 65
385-210-00	51	386-254-00	57	386-480-00	45, 55, 65
385-222-00	51	386-255-00	57	386-614-00	48, 58, 68
385-224-00	51, 74	386-257-00	55	386-631-00	48, 58, 68
385-220-00	51	386-258-00	55	386-630-00	48, 58, 68
385-232-00	51	386-259-00	55	386-912-00	42, 44, 46, 52, 54, 56, 62, 64, 66
385-312-00	61	386-261-00	58	386-914-00	42, 43, 46, 52, 53, 56, 62, 63, 66
385-310-00	61	386-262-00	58	386-916-00	42, 44, 46, 52, 54, 56, 62, 64, 66
385-322-00	61	386-260-00	58	386-910-00	42, 43, 46, 52, 53, 56, 62, 63, 66
385-324-00	61, 74	386-279-00	52	386-932-00	41, 42, 51, 52, 61, 62
385-320-00	61	386-295-00	52	387-112-00	75
385-332-00	61	386-296-00	52	387-212-00	75
386-113-00	42	386-297-00	52	387-312-00	75
386-131-00	43	386-313-00	62	387-415-00	30, 31, 74
386-132-00	43	386-331-00	63	387-424-00	30
386-135-00	43	386-332-00	63	387-426-00	32
386-136-00	43	386-335-00	63	387-511-00	31, 72, 79
386-138-00	43	386-336-00	63	387-513-00	72
386-139-00	43	386-338-00	63	387-514-00	31
386-130-00	43	386-339-00	63	387-515-00	72
386-141-00	44	386-330-00	63	387-516-00	31
386-142-00	44	386-341-00	64	387-517-00	72
386-143-00	44	386-342-00	64	387-518-00	31
386-144-00	46	386-343-00	64	387-519-00	31, 72
386-146-00	46	386-344-00	66	387-522-00	31, 72
386-148-00	46	386-346-00	66	387-523-00	31, 72
386-140-00	44	386-348-00	66	387-524-00	31, 72
386-151-00	47	386-340-00	64	387-525-00	31, 72
386-152-00	47	386-351-00	67	387-520-00	31, 72
386-153-00	47	386-352-00	67	387-509-00	31, 72
386-154-00	47	386-353-00	67	387-612-00	31, 74
386-155-00	47	386-354-00	67	387-610-00	31, 74
386-157-00	45	386-355-00	67	387-622-00	31, 33, 74
386-158-00	45	386-357-00	65	387-620-00	31, 33, 74
386-159-00	45	386-358-00	65	387-642-00	31, 74
386-161-00	48	386-359-00	65	387-644-00	74
386-162-00	48	386-361-00	68	387-650-00	74
386-160-00	48	386-362-00	68	387-663-00	75
386-176-00	42, 44, 52, 54, 62, 64	386-360-00	68	387-660-00	31, 74
386-177-00	42, 45, 52, 55, 62, 65	386-379-00	62	387-602-00	74
386-178-00	42, 46, 52, 56, 62, 66	386-395-00	62	387-604-00	31, 74
386-179-00	42	386-396-00	62	387-720-00	75
386-195-00	42	386-397-00	62	387-730-00	75
386-196-00	42	386-412-00	44, 54, 64	387-800-00	31, 33, 74, 79
386-197-00	42	386-417-00	44, 54, 64	388-410-00	75
386-213-00	52	386-410-00	44, 54, 64	388-432-00	75
386-231-00	53	386-422-00	44, 54, 64	388-448-00	75
386-232-00	53	386-426-00	44, 54, 64	388-452-00	75
386-235-00	53	386-420-00	44, 54, 64	388-400-00	75
386-236-00	53	386-430-00	44, 54, 64	903-919-20	83
386-238-00	53	386-452-00	46, 56, 66	989-188-11	83
386-239-00	53	386-454-00	46, 56, 66	989-359-10	83
386-230-00	53	386-457-00	46, 56, 66		
386-241-00	54	386-458-00	46, 56, 66		
386-242-00	54	386-450-00	46, 56, 66		
386-243-00	54	386-462-00	45, 46, 55, 56, 65, 66		

989-360-10 .....	83
989-361-10 .....	83
989-500-56 .....	83
989-502-45 .....	83
989-702-11 .....	83
989-767-10 .....	11, 83
989-800-46 .....	83
989-800-53 .....	83
989-800-59 .....	83
989-800-65 .....	83
989-801-05 .....	83
989-801-07 .....	83
989-805-31 .....	83
989-958-10 .....	83
989-959-10 .....	83
989-960-10 .....	83
989-961-10 .....	83
989-965-10 .....	83
989-966-01 .....	83
989-966-11 .....	83
989-966-21 .....	83
989-996-10 .....	83



A series of horizontal lines for writing notes, starting below the blue bar and extending to the bottom of the page.



CONTACT  
**DENTAURUM**

Dentaurum GmbH & Co. KG



Turnstr. 31  
75228 Ispringen · Germany



info@dentaurum.com  
www.dentaurum.com



+49 72 31/803-0



ONLINE SHOP  
SHOP.DENTAURUM.COM