

The logo for Thomas, featuring the word "Thomas" in a stylized, italicized font. The letter "o" is replaced by a yellow and black circular emblem with a white cross-like shape inside.

temporary
orthodontic
micro
anchorage
system

Palatal expansion.

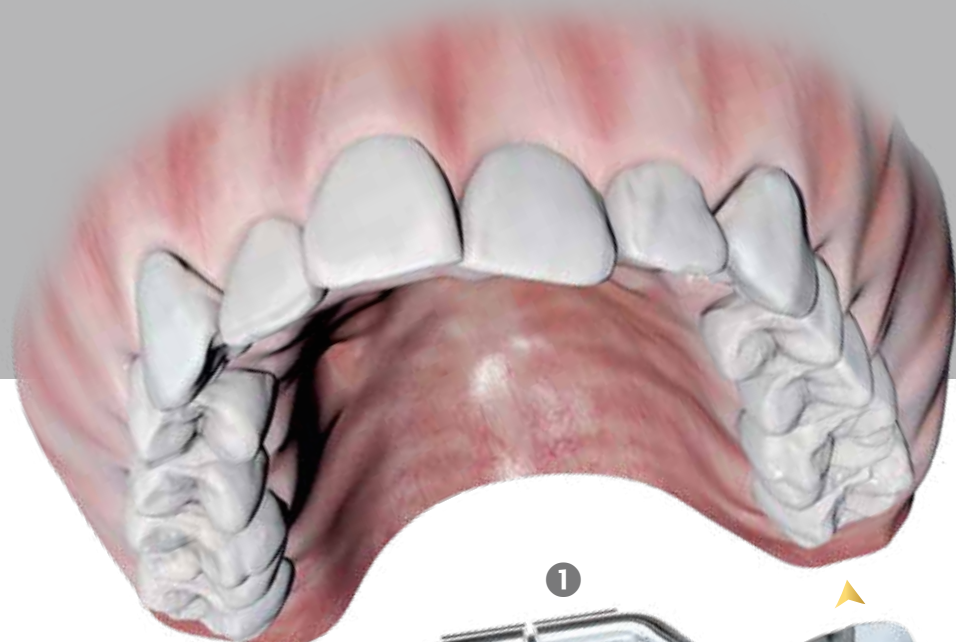
Skeletal and dentoalveolar anchorage.



D
DENTAURUM

Dentoalveolar anchorage. hyrax[®] / hyrax[®] click / hyrax[®] neo

RPE concept.



- 1 hyrax[®] click
- 2 Bands



Examples



Palatal expansion with hyrax[®] click
(dentoalveolar anchorage).



Palatal expansion with hyrax[®] neo
(dentoalveolar anchorage).

hyrax® – Product overview

	Retention legs	Mini – 7	Medium – 10	Maxi – 12
hyrax® click	without	602-830-12	602-832-12	602-834-12
	straight	602-830-10	602-832-10	602-834-10
	angulated	602-831-10	602-833-10	602-835-10
hyrax®	without	602-800-12	602-808-12	602-811-12
	straight	602-800-10	602-808-10	602-811-10
	angulated	602-801-10	602-840-10	602-812-10
hyrax® neo	without	602-845-12	602-846-12	602-847-12
	straight	602-845-10	602-846-10	602-847-10

More examples and packaging units at www.dentaurum.com

Dentoalveolar anchorage.

hyrax® / hyrax® click / hyrax® neo – special expansion screws for palatal expansion. hyrax® / hyrax® click / hyrax® neo screws (Hygienic Rapid Expansion Screw) are special screws for rapid palatal expansion with a fixed appliance. The appliance is anchored to the first premolars and molars (dentoalveolar anchorage).

The bands can be connected using a remaloy® wire \varnothing 1.0 mm (REF 528-100-00) as a means of reinforcement. This helps distribute the forces more evenly.

Characteristics hyrax® / hyrax® click / hyrax® neo.

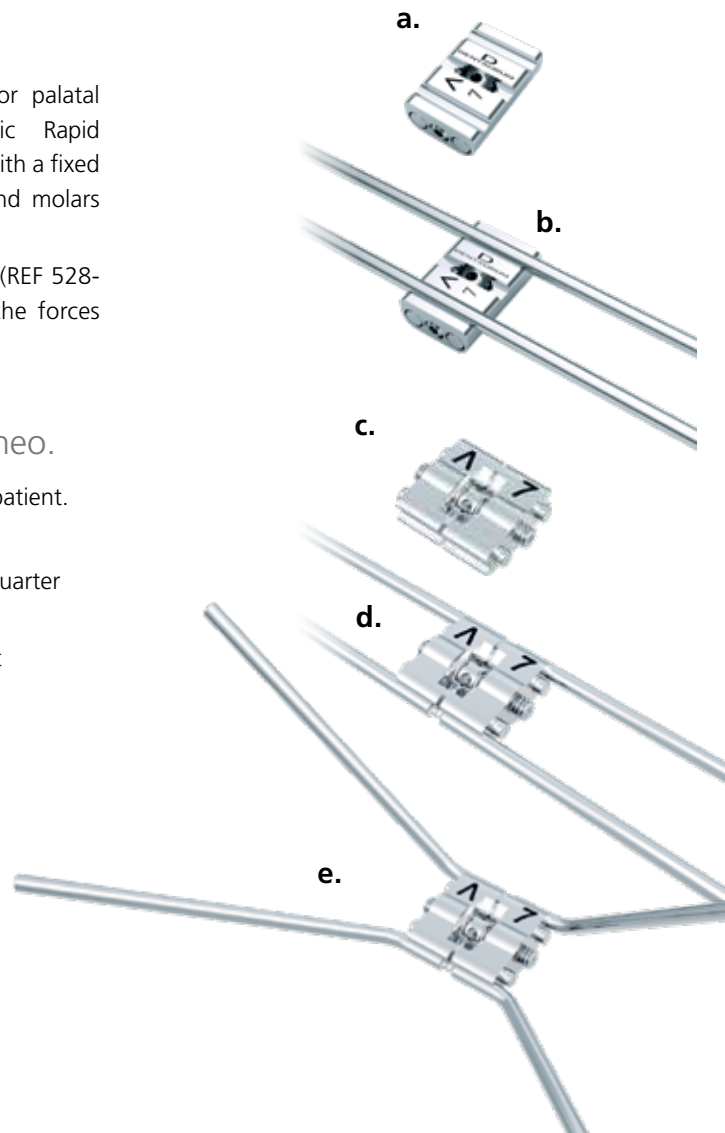
- High degree of security – for both the orthodontist and the patient.
- Stable guidance – optimal design of guide pins.
- Safe activation – clicking into place is perceptible after each quarter turn (hyrax® click).
- Patented feature click – ideal screw locking feature to prevent unwanted reversing (hyrax® click).
- Easy to bend legs due to stepped screw body.

hyrax® neo

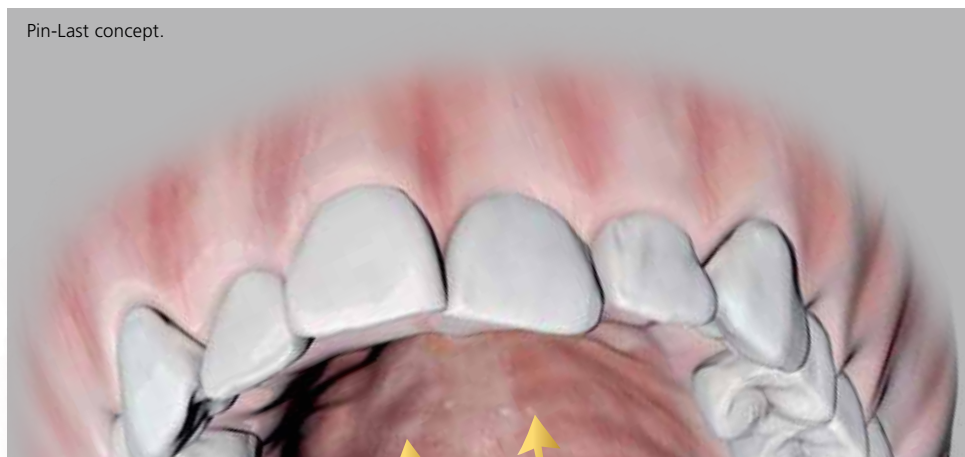
- a. without legs – for the digital workflow.
- b. straight legs – for the conventional method.

hyrax® / hyrax® click

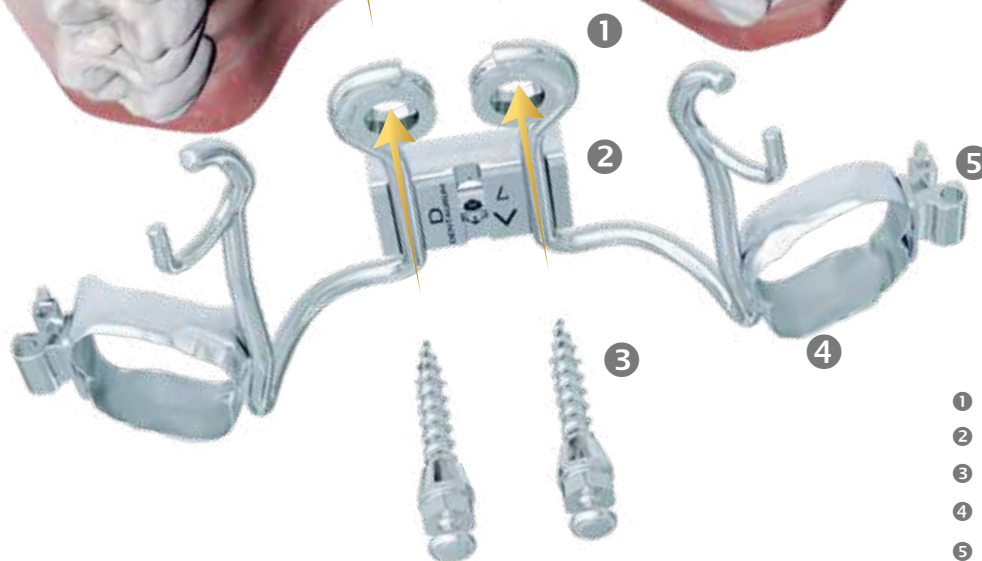
- c. without legs – for the digital workflow.
- d. straight legs – for the conventional method.
- e. angulated legs – for efficient work.



Pin-Last concept. tomas®-RPE eyelet



Pin-Last concept.



- ① tomas®-RPE eyelet
- ② hyrax® neo
- ③ tomas®-pin EP
- ④ Bands
- ⑤ Buccal tubes

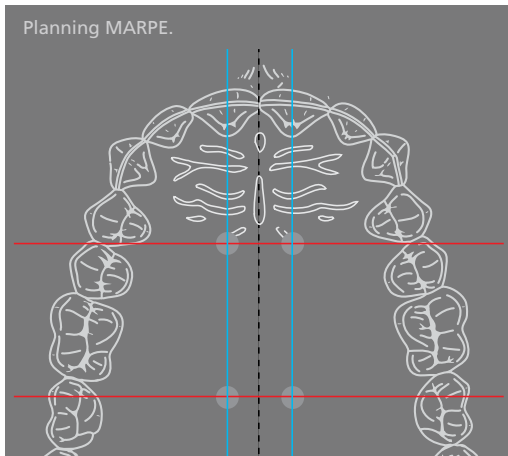
Examples






tomas®-RPE eyelet – applied in MARPE.



tomas®-RPE eyelet – applied in hybrid RPE.



Product overview

Illustration	Designation	REF
	tomas[®]-pin EP 2 x 10.0 mm 2 x 8.0 mm	302-210-00 302-208-00 (for MARPE)
	1 x tomas[®]-RPE eyelet	302-602-00
	1 x hyrax[®] / hyrax[®] click / hyrax[®] neo	see page 3

More examples at www.dentaurum.com.

Skeletal anchorage (MARPE / hybrid RPE).

Pin-Last concept means : planning the optimal pin position, fabricating and fitting the RPE appliance. Then, guided insertion of tomas[®]-pin through tomas[®]-RPE eyelet.

Characteristics tomas[®]-RPE eyelet.

- Suitable for all types of skeletally anchored RPE appliances.
- Free insertion of tomas[®]-pin EP in anatomically and biomechanically favorable position.
- Applying the Pin-Last concept.
- Fitting the RPE appliance and the tomas[®]-pin in one appointment.
- tomas[®]-RPE eyelet is both an insertion template and a connector in one.
- The RPE appliance is fixated to the palate by means of the tomas[®]-pin via the tomas[®]-RPE eyelet.
- Secure coupling between tomas[®]-pin and appliance.
- The ideal addition to the range of indications of Dentaurum RPE screws.
- Another application option for the universal tomas[®]-pin.

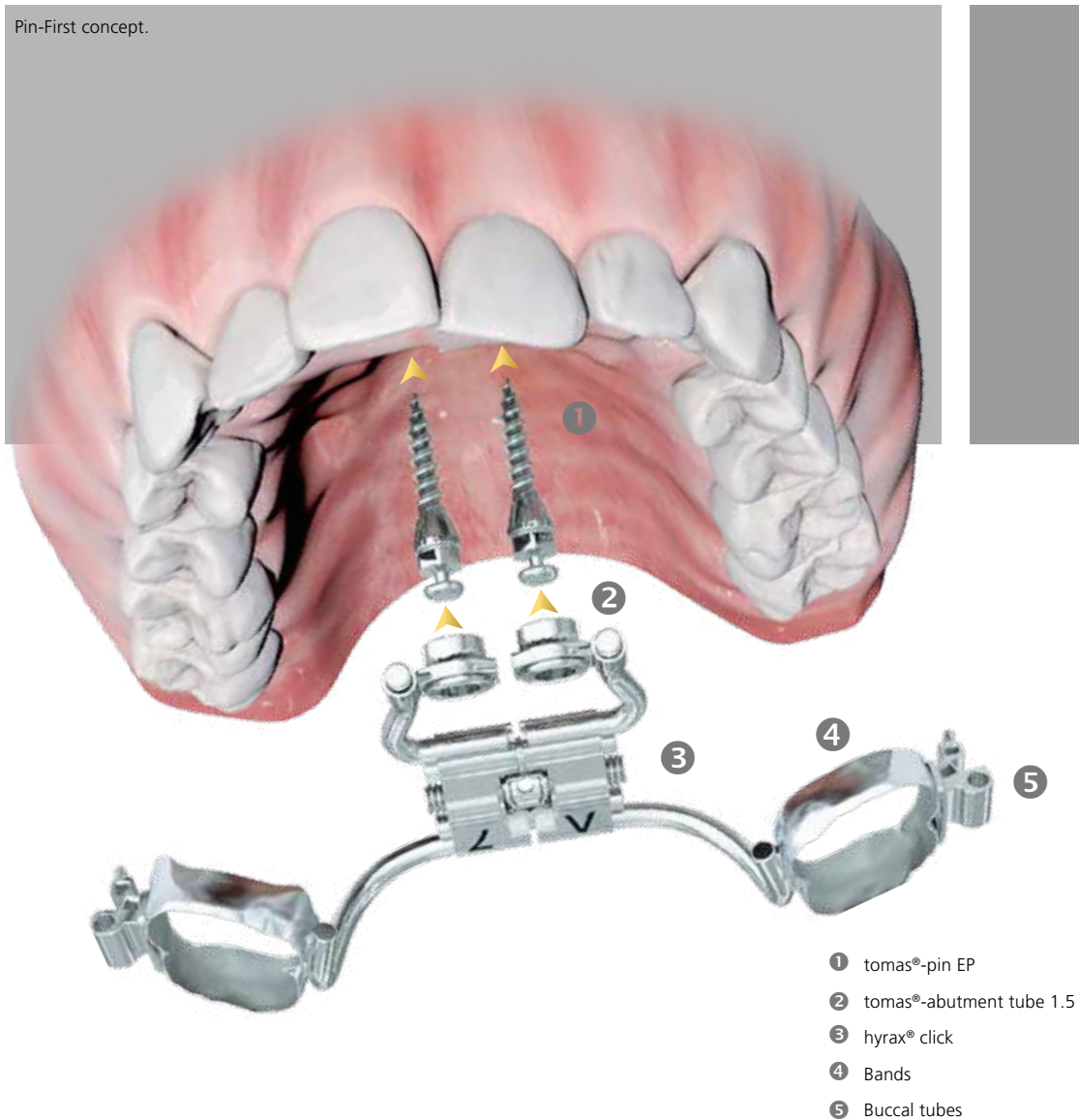


tomas[®]-RPE eyelet (REF 302-602-00).

RPE: Rapid Palatal Expansion

MARPE: Mini screw Assisted Rapid Palatal Expansion

Pin-First concept. tomas®-abutment tube 1.5

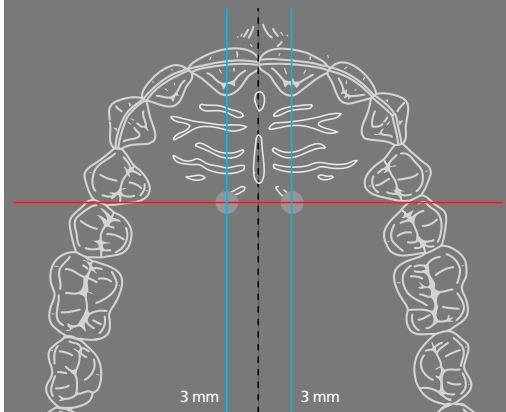


Example








tomas®-abutment tube 1.5 – applied in hybrid RPE.

Planning hybrid RPE.



Product overview

Illustration	Designation	REF
	tomas®-pin EP 2 x 10.0 mm	302-210-00
	2 x tomas®-abutment tube 1.5	302-025-15
	1 x tomas®-transfer cap (not required for digital process)	302-028-01
	2 x tomas®-laboratory pin EP (not required for digital process)	302-029-01
	1 x hyrax® / hyrax® click / hyrax® neo	see page 3

More examples at www.dentaurum.com

Skeletal anchorage (hybrid RPE).

Pin-First concept means: planning the optimal pin position and inserting the tomas®-pin parallelly. Then, fabricating and fitting the RPE appliance.

Characteristics tomas®-abutment tube 1.5.

- Suitable for combined skeletal and dentoalveolar RPE appliances (hybrid RPE).
- Parallel insertion of tomas®-pin EP in anatomically and biomechanically favorable position.
- Insertion of tomas®-pin and fitting of RPE appliance in one appointment (digital workflow).
- Fixation of RPE appliance by means of tomas®-abutment tube 1.5 via snap mechanism.
- No additional screws on the abutment required.
- tomas®-abutment tube 1.5 with integrated divergence compensation.
- Another application option for the universal tomas®-pin.



tomas®-abutment tube 1.5 (REF 302-025-15).

Dentaurum

Germany | Benelux | España | France | Italia | Switzerland | Australia | Canada | USA
and in more than 130 countries worldwide.



DENTAURUM
QUALITY
WORLDWIDE
UNIQUE

	www.dentaurum.com		

Date of information: 09/21
Subject to modifications

